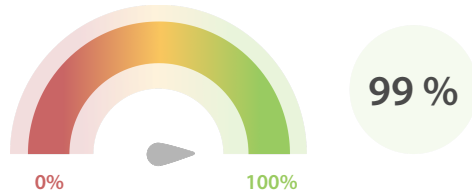


## Data Quality Scores

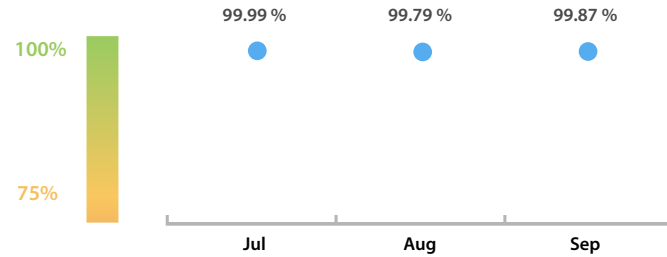
### LEI Issuer Total Data Quality Score

The LEI Issuer Total Data Quality Score is calculated as the equal weighted average of the 11 'Data Quality Criteria'.




### LEI Issuer Total Data Quality Score Trend

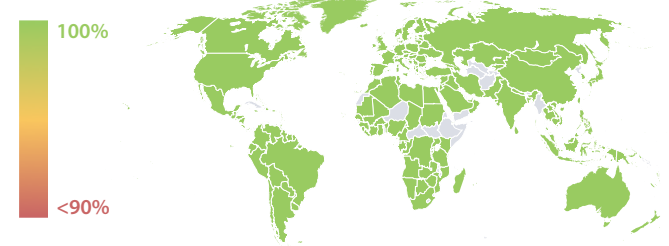
Progress achieved with regard to the continuous optimization of the data quality based on the LEI Issuer Total Data Quality Score.



### LEI Issuer Data Quality (●) against LEI Pool Average (■)



### Data Quality in Covered Countries



### Top 5 Failing Checks

	# Failed Records	Check description
<a href="#">C000279</a>	11,321	ValidationSources is ENTITY_SUPPLIED_ONLY
<a href="#">C000291</a>	7,234	If the ultimate parent is public: The ultimate par...
<a href="#">C000276</a>	3,103	RegistrationAuthorityEntityID is in an expected f...
<a href="#">C000292</a>	2,401	There is no RegistrationAuthorityEntityID
<a href="#">C000282</a>	1,230	The Legal Form in the name, matches the ELF C...

### Data Quality Criteria

	Sep	Aug	# Checks	# Failed Records
Accessibility	99.71 %	98.83 %	1	1,167 (0.28 %)
Accuracy	99.65 %	99.63 %	8	11,321 (2.77 %)
Completeness	99.97 %	99.98 %	3	293 (0.07 %)
Comprehensiveness	100.00 %	100.00 %	2	0 (0 %)
Consistency	99.90 %	99.90 %	21	7,917 (1.94 %)
Currency	99.98 %	99.98 %	1	63 (0.01 %)
Integrity	99.96 %	99.96 %	18	2,456 (0.60 %)
Provenance	99.46 %	99.47 %	2	4,331 (1.06 %)
Representation	100.00 %	100.00 %	2	0 (0 %)
Uniqueness	99.99 %	99.99 %	2	5 (< 0.01 %)
Validity	99.99 %	99.99 %	15	519 (0.12 %)

The Data Quality criteria is expected to contain 12 dimensions. Currently a subset of 11 criteria is implemented, to the detriment of the score, as they are averaged on all of them. This is expected to change, on a nonfixed timeline, to include all 12 dimensions.

## Quality Maturity Level



## Statistics

Totals	Values
Managed LEIs	407,505 (+1.04 %)
Active entities managed	401,145 (+1.04 %)
Inactive entities managed	6,360 (+1.25 %)
Covered countries	204 (+/-0 %)
New lapsed LEIs *	3,779 (+20.88 %)

Level 2 Info	Values
LEIs with LEI parent relationships	35,316 (+0.82 %)
LEIs with complete parent information	297,838 (+1.45 %)

Duplicates	Values
Total LEIs marked as duplicate **	2,020 (+0.94 %)
Duplicate percentage of managed LEIs	< 1 % (-0.09 %)

Challenges	Values
Challenges this month	109 (+7.92 %)
Duplicates found this month	10 (-23.07 %)
Updates to entity information this month	40 (+5.26 %)

Files	Values
No. of days per month with CDF-compliant file uploads	30 / 30 (+/-0 %)

\* Please see our Business Report [www.gleif.org/business-reports](http://www.gleif.org/business-reports) for detailed information around lapsed LEIs.

\*\* RegistrationStatus = DUPLICATE