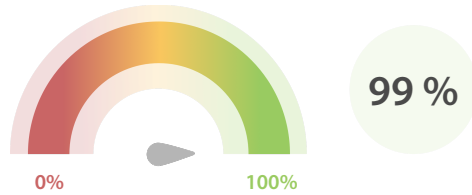


## Data Quality Scores

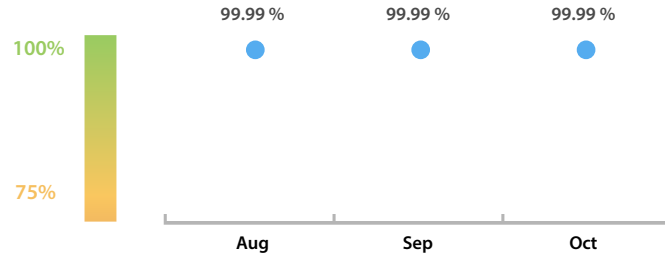
### LEI Issuer Total Data Quality Score

The LEI Issuer Total Data Quality Score is calculated as the equal weighted average of the 11 'Data Quality Criteria'.




### LEI Issuer Total Data Quality Score Trend

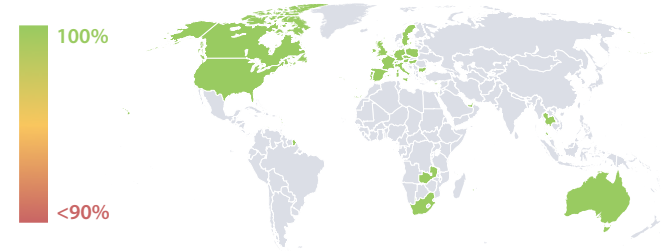
Progress achieved with regard to the continuous optimization of the data quality based on the LEI Issuer Total Data Quality Score.



### LEI Issuer Data Quality (●) against LEI Pool Average (■)



### Data Quality in Covered Countries



### Top 5 Failing Checks

	# Failed Records	Check description
<a href="#">C000249</a>	157	ValidationReference contains valid text content.
<a href="#">C000291</a>	81	If the ultimate parent is public: The ultimate par...
<a href="#">C000243</a>	24	This LEI must not have any parent RR record in R...
<a href="#">N/A</a>	N/A	N/A
<a href="#">N/A</a>	N/A	N/A

### Data Quality Criteria

	Oct	Sep	# Checks	# Failed Records
Accessibility	100.00 %	100.00 %	1	0 (0 %)
Accuracy	100.00 %	100.00 %	8	0 (0 %)
Completeness	99.99 %	99.99 %	3	24 (0.02 %)
Comprehensiveness	100.00 %	100.00 %	2	0 (0 %)
Consistency	99.98 %	99.98 %	21	233 (0.23 %)
Currency	100.00 %	100.00 %	1	0 (0 %)
Integrity	100.00 %	100.00 %	18	0 (0 %)
Provenance	100.00 %	100.00 %	1	0 (0 %)
Representation	100.00 %	100.00 %	2	0 (0 %)
Uniqueness	100.00 %	100.00 %	2	0 (0 %)
Validity	100.00 %	100.00 %	15	0 (0 %)

The Data Quality criteria is expected to contain 12 dimensions. Currently a subset of 11 criteria is implemented, to the detriment of the score, as they are averaged on all of them. This is expected to change, on a nonfixed timeline, to include all 12 dimensions.

## Quality Maturity Level



## Statistics

Totals	Values
Managed LEIs	98,302 (+0.55 %)
Active entities managed	95,833 (+0.39 %)
Inactive entities managed	2,469 (+6.88 %)
Covered countries	35 (+/-0 %)
New lapsed LEIs *	1,598 (> 100 %)

Level 2 Info	Values
LEIs with LEI parent relationships	2,379 (+2.19 %)
LEIs with complete parent information	86,840 (+0.46 %)

Duplicates	Values
Total LEIs marked as duplicate **	15 (+7.14 %)
Duplicate percentage of managed LEIs	< 1 % (+6.55 %)

Challenges	Values
Challenges this month	1 (+/-0 %)
Duplicates found this month	0 (+/-0 %)
Updates to entity information this month	0 (+/-0 %)

Files	Values
No. of days per month with CDF-compliant file uploads	31 / 31 (+/-0 %)

\* Please see our Business Report [www.gleif.org/business-reports](http://www.gleif.org/business-reports) for detailed information around lapsed LEIs.

\*\* RegistrationStatus = DUPLICATE