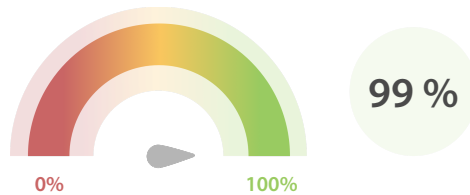


## Data Quality Scores

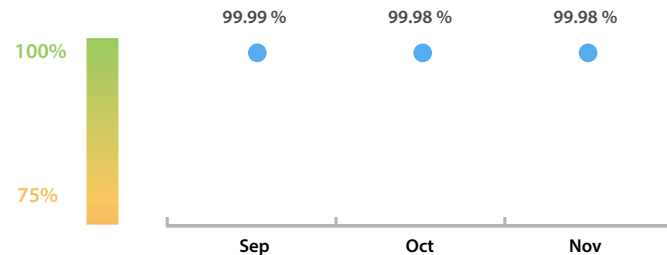
### LEI Issuer Total Data Quality Score

The LEI Issuer Total Data Quality Score is calculated as the equal weighted average of the 11 'Data Quality Criteria'.




### LEI Issuer Total Data Quality Score Trend

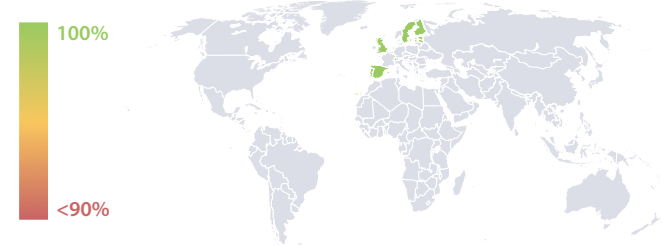
Progress achieved with regard to the continuous optimization of the data quality based on the LEI Issuer Total Data Quality Score.



### LEI Issuer Data Quality (●) against LEI Pool Average (■)



### Data Quality in Covered Countries



### Top 5 Failing Checks

	# Failed Records	Check description
<a href="#">C000245</a>	204	LEI has exactly one record for ultimate parent a...
<a href="#">C000146</a>	97	NextRenewalDate >= ContentDate and NextRen...
<a href="#">C000291</a>	43	If the ultimate parent is public: The ultimate par...
<a href="#">C000243</a>	25	This LEI must not have any parent RR record in R...
<a href="#">C000262</a>	1	Relationships' NextRenewalDate (date portion) is...

### Data Quality Criteria

	Nov	Oct	# Checks	# Failed Records
Accessibility	100.00 %	100.00 %	1	0 (0 %)
Accuracy	100.00 %	100.00 %	8	0 (0 %)
Completeness	99.96 %	99.96 %	3	25 (0.10 %)
Comprehensiveness	100.00 %	100.00 %	2	0 (0 %)
Consistency	99.94 %	99.94 %	21	248 (1.05 %)
Currency	100.00 %	100.00 %	1	0 (0 %)
Integrity	100.00 %	100.00 %	18	0 (0 %)
Provenance	100.00 %	100.00 %	2	0 (0 %)
Representation	100.00 %	100.00 %	2	0 (0 %)
Uniqueness	100.00 %	100.00 %	2	0 (0 %)
Validity	99.97 %	99.92 %	15	97 (0.41 %)

The Data Quality criteria is expected to contain 12 dimensions. Currently a subset of 11 criteria is implemented, to the detriment of the score, as they are averaged on all of them. This is expected to change, on a nonfixed timeline, to include all 12 dimensions.

## Quality Maturity Level



## Statistics

Totals	Values
Managed LEIs	23,427 (+1.86 %)
Active entities managed	23,117 (+1.83 %)
Inactive entities managed	310 (+4.02 %)
Covered countries	11 (+/-0 %)
New lapsed LEIs *	111 (+12.12 %)

Level 2 Info	Values
LEIs with LEI parent relationships	1,002 (+1.51 %)
LEIs with complete parent information	22,547 (+1.90 %)

Duplicates	Values
Total LEIs marked as duplicate **	2 (+/-0 %)
Duplicate percentage of managed LEIs	< 1 % (-1.83 %)

Challenges	Values
Challenges this month	0 (+/-0 %)
Duplicates found this month	0 (+/-0 %)
Updates to entity information this month	0 (+/-0 %)

Files	Values
No. of days per month with CDF-compliant file uploads	30 / 30 (+/-0 %)

\* Please see our Business Report [www.gleif.org/business-reports](http://www.gleif.org/business-reports) for detailed information around lapsed LEIs.

\*\* RegistrationStatus = DUPLICATE