

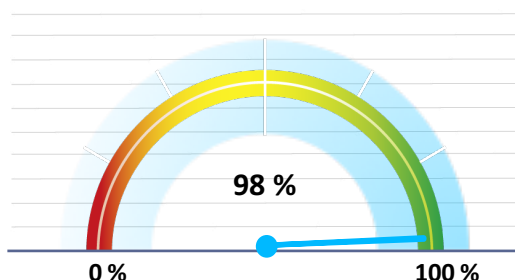
LEI Data Quality Report

November 2016



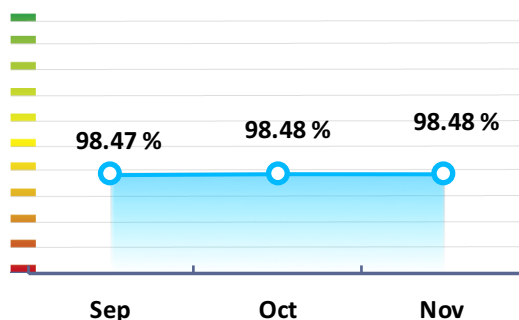
LEI Total Data Quality Score

The LEI Total Data Quality Score is calculated as the equal weighted average of the 7 Data Quality Criteria listed below



LEI Total Data Quality Score Trend

Progress achieved with regard to the continuous optimization of the data quality based on the LEI Total Data Quality Score



The data quality assessment performed on 30 November 2016 confirms that the already high level of data quality in the Global LEI System is improving further. For the past three months, the number of LEI issuers that meet the required data quality has continuously increased. The majority of LEI issuers now ensure required or even expected quality.

Data Quality Criteria	Nov	Oct	Sep	30-Nov-15
Accuracy	100.00%	100.00%	100.00%	99.99%
Completeness	91.35%	91.33%	91.30%	84.02%
Comprehensiveness	100.00%	100.00%	100.00%	100.00%
Integrity	99.90%	99.90%	99.90%	99.53%
Representation	99.99%	99.99%	99.99%	99.97%
Uniqueness	100.00%	100.00%	100.00%	99.99%
Validity	98.11%	98.12%	98.11%	96.90%

Totals

Total issued LEIs	474,961
Countries	198
LEI Issuers	29

The Data Quality criteria is expected to contain 12 dimensions. Currently a subset of 7 criteria is implemented, to the detriment of the score, as they are averaged on all of them. This is expected to change, on a non-fixed timeline, to include all 12 dimensions.

LEI Activity

November

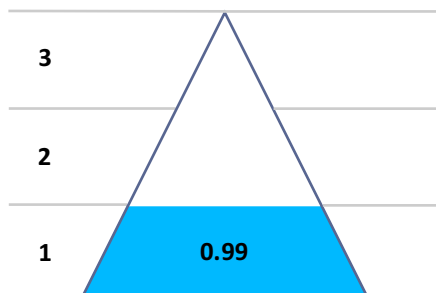
New issued LEIs	5,415
Renewed LEIs	23,218
Reactivated LEIs	2,248
New lapsed LEIs	5,454

Top 5 best performing LEI Issuers

Data Quality Score

Unione Italiana per le Camere di Commercio, Industria, Artigianato e Agricoltura	100.00%	➔
London Stock Exchange	100.00%	➔
Centrální depozitár cenných papírů a.s. (CSD Prague)	100.00%	➔
Krajowy Depozyt Papierów Wartościowych SA (KDPW SA)	100.00%	➔
Brønnøysund Register Centre	100.00%	➔

Quality Maturity Levels



LEI issuers achieving Maturity Level

13 | 45%

15 | 52%

15 | 52%

Top 5 Countries – Data Quality Score

