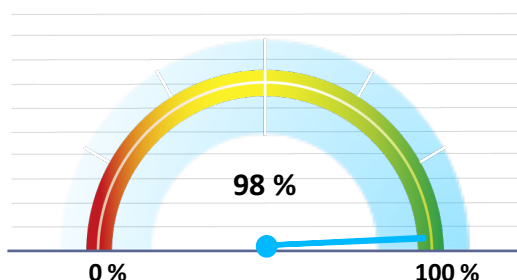


# LEI Data Quality Report

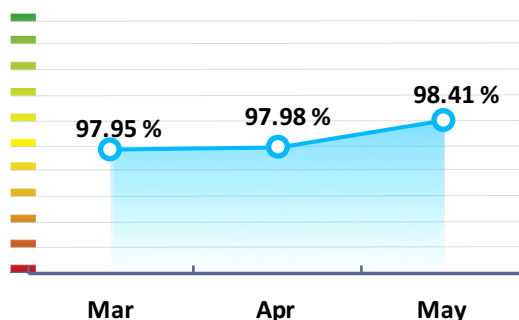
## May 2016



### LEI Total Data Quality Score



### LEI Total Data Quality Score Trend



In May 2016, the number of newly issued LEIs increased 17% compared to the previous month and is the highest number since this data quality report has been initiated. The LEI records that meet stricter requirements – implemented in April 2016 – regarding the quality criterion ‘completeness’ improved and increased to 91%.

Data Quality Criteria	May	Apr	Mar	31-May-15
Accuracy	100.00%	100.00%	100.00%	99.91%
Completeness	91.05%	88.03%	87.98%	83.69%
Comprehensiveness	100.00%	100.00%	100.00%	99.99%
Integrity	99.78%	99.77%	99.77%	99.69%
Representation	99.99%	99.99%	99.99%	99.97%
Uniqueness	100.00%	100.00%	100.00%	99.99%
Validity	98.06%	98.06%	97.95%	92.77%

### Totals

Total issued LEIs	442,186
Countries	196
LEI Issuers	29

The Data Quality criteria is expected to contain 12 dimensions. Currently a subset of 7 criteria is implemented, to the detriment of the score, as they are averaged on all of them. This is expected to change, on a non-fixed timeline, to include all 12 dimensions.

### LEI Activity

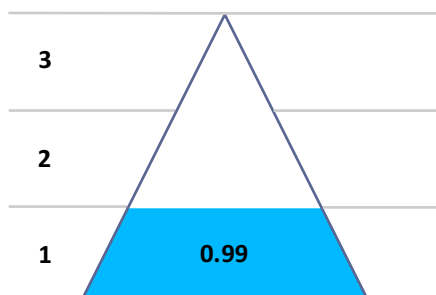
	May
New issued LEIs	6,067
Renewed LEIs	20,329
Reactivated LEIs	3,202
New lapsed LEIs	6,383

### Top 5 best performing LEI Issuers

	Data Quality Score
Unione Italiana per le Camere di Commercio, Industria, Artigianato e Agricoltura*	100.00%
Centrální depozitár cenných papírů a.s. (CSD Prague)	100.00%
Krajowy Depozyt Papierów Wartościowych SA (KDPW SA)	100.00%
Brønnøysund Register Centre	100.00%
China Financial Standardization Technical Committee	100.00%

\* In May, Unione Italiana's LEI file contains some inconsistencies, which GLEIF continues to monitor.

### Quality Maturity Levels



### LEI issuers achieving Maturity Level

**10 | 34%**  
**13 | 45%**  
**13 | 45%**

### Top 5 Countries – Data Quality Score

