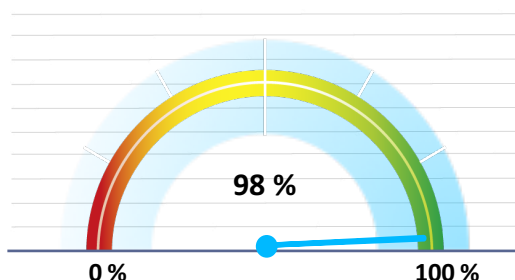


LEI Data Quality Report

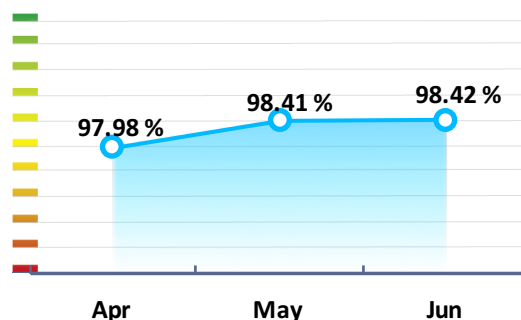
June 2016



LEI Total Data Quality Score



LEI Total Data Quality Score Trend



The data quality assessment performed on 30 June 2016 shows a further improved Total Data Quality Score. The score represents the percentage of all LEI data records that successfully passed checks performed to identify whether the records meet the defined quality criteria during the reporting period.

Data Quality Criteria	Jun	May	Apr	30-Jun-15
Accuracy	99.99%	100.00%	100.00%	99.90%
Completeness	91.09%	91.05%	88.03%	83.63%
Comprehensiveness	100.00%	100.00%	100.00%	99.99%
Integrity	99.78%	99.78%	99.77%	99.60%
Representation	99.99%	99.99%	99.99%	99.96%
Uniqueness	100.00%	100.00%	100.00%	100.00%
Validity	98.10%	98.06%	98.06%	92.80%

Totals

Total issued LEIs	449,027
Countries	196
LEI Issuers	29

The Data Quality criteria is expected to contain 12 dimensions. Currently a subset of 7 criteria is implemented, to the detriment of the score, as they are averaged on all of them. This is expected to change, on a non-fixed timeline, to include all 12 dimensions.

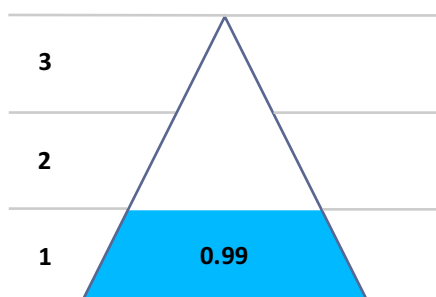
LEI Activity

LEI Activity	June
New issued LEIs	6,512
Renewed LEIs	16,556
Reactivated LEIs	2,707
New lapsed LEIs	5,364

Top 5 best performing LEI Issuers

LEI Issuer	Data Quality Score	Icon
Unione Italiana per le Camere di Commercio, Industria, Artigianato e Agricoltura	100.00%	→
Centrální depozitár cenných papírů a.s. (CSD Prague)	100.00%	→
Krajowy Depozyt Papierów Wartościowych SA (KDPW SA)	100.00%	→
Brønnøysund Register Centre	100.00%	→
Zagrebacka burza d.d. (Zagreb Stock Exchange, ZSE)	100.00%	→

Quality Maturity Levels



LEI issuers achieving Maturity Level

11 | 38%

13 | 45%

13 | 45%

Top 5 Countries – Data Quality Score

