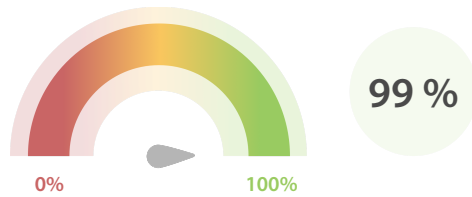


## Data Quality Scores

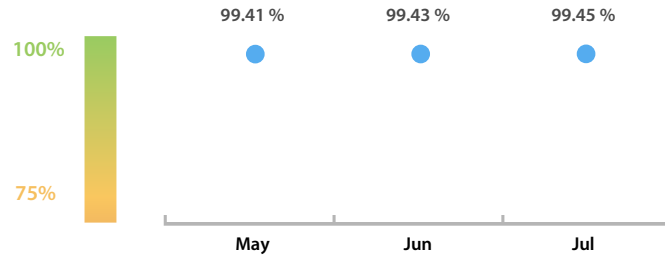
### LEI Issuer Total Data Quality Score

The LEI Issuer Total Data Quality Score is calculated as the equal weighted average of the 8 'Data Quality Criteria'.




### LEI Issuer Total Data Quality Score Trend

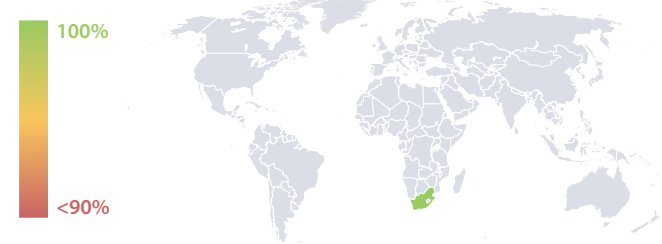
Progress achieved with regard to the continuous optimization of the data quality based on the LEI Issuer Total Data Quality Score.



### LEI Issuer Data Quality (●) against LEI Pool Average (■)



### Data Quality in Covered Countries



### Data Quality Criteria

	Jul	Jun	# Checks	# Failed Records
Accuracy	99.96 %	100.00 %	7	1 (0.27 %)
Completeness	98.64 %	98.57 %	1	5 (1.35 %)
Comprehensiveness	100.00 %	100.00 %	2	0 (0 %)
Consistency	97.63 %	97.21 %	16	131 (35.59 %)
Currency	100.00 %	100.00 %	1	0 (0 %)
Integrity	100.00 %	100.00 %	15	0 (0 %)
Uniqueness	100.00 %	100.00 %	1	0 (0 %)
Validity	99.38 %	99.69 %	15	24 (6.52 %)

The Data Quality criteria is expected to contain 12 dimensions. Currently a subset of 8 criteria is implemented, to the detriment of the score, as they are averaged on all of them. This is expected to change, on a nonfixed timeline, to include all 12 dimensions.

### Top 5 Failing Checks

	# Failed Records	Check description
<a href="#">C000245</a>	124	LEI has exactly one record for ultimate parent a...
<a href="#">C000259</a>	15	ValidationAuthorityID is RA999999 or Validation...
<a href="#">C000269</a>	6	a RelationshipPeriod with PeriodType RELATIONS...
<a href="#">C000266</a>	6	then RelationshipPeriods with PeriodType of ACC...
<a href="#">C000262</a>	6	Relationships' NextRenewalDate (date portion) is...

## Quality Maturity Level



## Statistics

Totals	Values
Managed LEIs	368 (+5.14 %)
Active entities managed	368 (+5.14 %)
Inactive entities managed	0 (+/-0 %)
Covered countries	1 (+/-0 %)
New lapsed LEIs *	16 (+77.77 %)

Level 2 Info	Values
LEIs with LEI parent relationships	6 (+/-0 %)
LEIs with complete parent information	210 (+10.52 %)

Duplicates	Values
Total LEIs marked as duplicate **	0 (+/-0 %)
Duplicate percentage of managed LEIs	0 % (+/-0 %)

Challenges	Values
Challenges this month	1 (> 1000 %)
Duplicates found this month	0 (+/-0 %)
Updates to entity information this month	0 (+/-0 %)

Files	Values
No. of days per month with CDF-compliant file uploads	31 / 31 (+15.38 %)

\* Please see our Business Report [www.gleif.org/business-reports](http://www.gleif.org/business-reports) for detailed information around lapsed LEIs.

\*\* RegistrationStatus = DUPLICATE