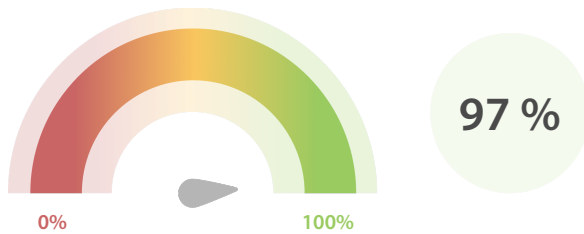


## Data Quality Scores

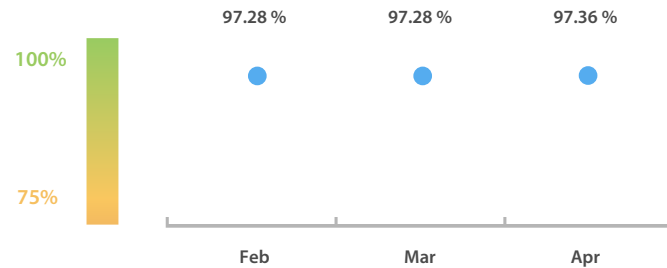
### LEI Issuer Total Data Quality Score

The LEI Issuer Total Data Quality Score is calculated as the equal weighted average of the 7 'Data Quality Criteria'.

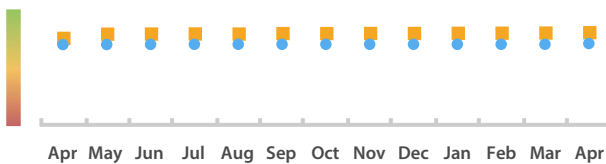


### LEI Issuer Total Data Quality Score Trend

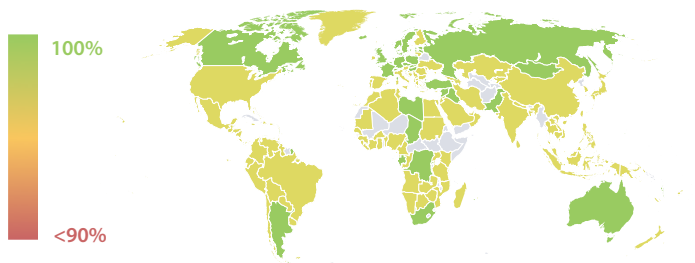
Progress achieved with regard to the continuous optimization of the data quality based on the LEI Issuer Total Data Quality Score.



### LEI Issuer Data Quality (●) against LEI Pool Average (■)



### Data Quality in Covered Countries




### Data Quality Criteria

	Apr	Mar	Feb	30-Apr-16
Accuracy	100.00 %	100.00 %	100.00 %	100.00 %
Completeness	85.08 %	84.68 %	84.67 %	84.57 %
Comprehensiveness	100.00 %	100.00 %	100.00 %	100.00 %
Integrity	99.91 %	99.91 %	99.91 %	99.86 %
Representation	100.00 %	100.00 %	100.00 %	99.99 %
Uniqueness	100.00 %	100.00 %	100.00 %	100.00 %
Validity	96.53 %	96.41 %	96.39 %	96.32 %

The Data Quality criteria is expected to contain 12 dimensions. Currently a subset of 7 criteria is implemented, to the detriment of the score, as they are averaged on all of them. This is expected to change, on a non-fixed timeline, to include all 12 dimensions.

## Quality Maturity Level

maturity level: 0.98



## Statistics

### LEI Issuer Totals

	Values
Managed LEIs	245,283 ↑
Active entities managed	240,622 ↑
Inactive entities managed	4,661 ↑
Covered countries	189 →

### Challenges

	Values
Received challenges	17 ↓
'No change' challenges	6 ↓
Duplicates detected	6 ↑

### Files

	Values
No. of days per month with CDF-compliant file uploads	30 / 30 →