

# Global LEI Data Quality Report | September 2024



## Summary

### Key Metrics

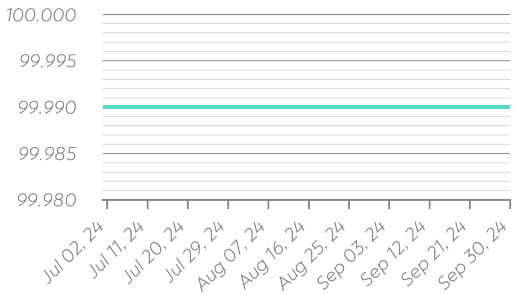
- 99.99** Average Total Data Quality Score (TDQS) ● +/-0 compared to the previous month
- 53%** LEI Issuers Achieving Maturity Level 2 ▼ -8% compared to the previous month
- 39 days** Average Days to Close a Challenge ▼ +25 days compared to the previous month

### Highlights

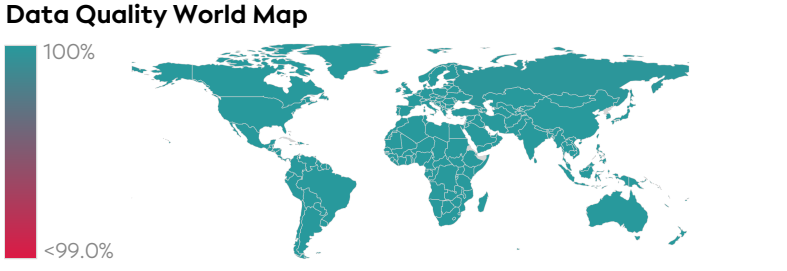
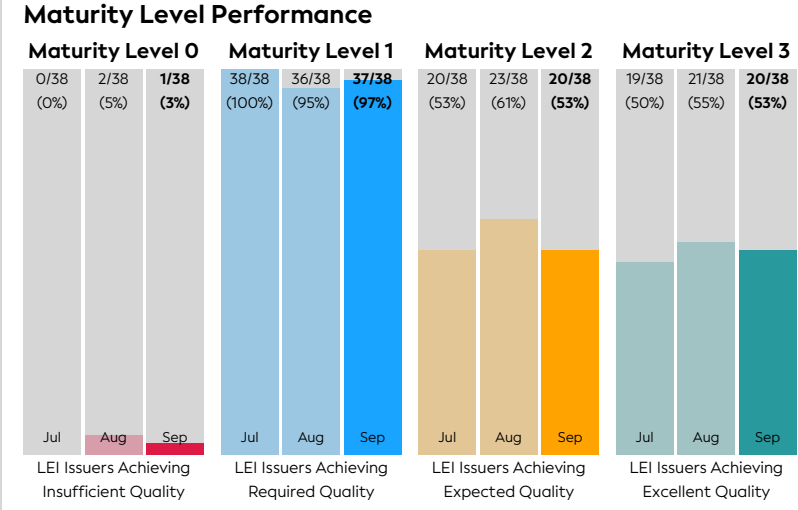
In September 2024, the Total Data Quality Score (TDQS) and the Maturity Levels achieved by LEI issuers remained stable, underscoring the ongoing commitment to maintaining high data standards. Significant progress was made in addressing long-standing challenges, with 7,163 challenge items processed. This increased activity led to a temporary rise in the Average Days to Close a Challenge, now at 39 days.

As we approach an update to the underlying Rule Setting, a brief fluctuation in performance and key KPIs is expected. However, this adjustment will pave the way for stronger, long-term improvements in data quality.

### Total Data Quality Score Trend



## Details



### Data Quality Criteria

Quality Criterion (No. of Checks)	Data Quality Score (DQS) Trend (Jul - Sep)	Avg. DQS	Avg. Number of Check Failures
Accessibility (11)		99.99	6 (<0.01%)
Accuracy (12)		99.99	9 (<0.01%)
Completeness (9)		99.99	23 (<0.01%)
Comprehensiveness (10)		99.99	4 (<0.01%)
Consistency (23)		99.99	100 (<0.01%)
Currency (1)		99.99	<1 (<0.01%)
Integrity (23)		99.99	1 (<0.01%)
Provenance (10)		99.99	10 (<0.01%)
Representation (7)		99.99	1 (<0.01%)
Timeliness (2)		100.00	0 (0.00%)
Uniqueness (7)		99.99	3 (<0.01%)
Validity (27)		99.99	1 (<0.01%)

## Statistics

Totals	Values
Total LEI Records	2,733,362 (+0.80%)
Active Entities Managed	2,571,053 (+0.65%)
New Issued LEIs	21,718 (+0.19%)
Renewed LEIs	116,981 (+23.53%)
Lapsed LEIs	1,034,658 (+0.43%)
Countries	231 (+/-0.00%)
LEI Issuers	38 (+/-0.00%)

LEIs with	Values
Parent Relationships	128,821 (+/-0.00%)
Complete Parent Information	2,519,849 (+0.77%)
Fund Relationships	136,809 (+0.60%)

Marked Duplicates	Values
Total LEIs	5,921 (+0.53%)
Total LEIs in Percentage	<1% (-0.28%)
New Marked LEIs	31 (-29.55%)

Challenges	Values
New Challenges	4,486 (+19.82%)
Closed Challenges	7,163 (+14.53%)
Closed Challenges with Update	5,137 (+7.15%)
Avg. Days to Close a Challenge	39 (+164.82%)

### Top 5 Failing Checks

Check ID	Avg. Number of Check Failures	No. of LEI Issuers	LEI Issuers with Highest Failure Ratio
<a href="#">C000253</a>	37 (+236.36%)	14	NSD, Russia
<a href="#">C000291</a>	34 (+61.90%)	16	NSD, Russia
<a href="#">C000247</a>	27 (+575.00%)	11	Bundesanzeiger Verlag
<a href="#">C000243</a>	24 (+4.35%)	15	NSD, Russia
<a href="#">C000379</a>	5 (+25.00%)	2	EQS

DISCLAIMER: All figures of this Global LEI Data Quality Report are derived from the following sources: 1) concatenated source files provided by the LEI Issuers 2) daily Data Quality Reports and 3) challenges managed via GLEIF's Challenge Facility. The information mentioned in 1) to 3) relate to the reporting period in scope. The Data Quality Rule Setting used for the generation of this report includes all Data Quality Checks corresponding version(s) that have been effective throughout the reporting period. While every care has been taken in the compilation of this information, GLEIF will not be held responsible for any loss, damage, or inconvenience caused by inaccuracy or error within the Global LEI Data Quality Report. The text and graphic content of the Global LEI Data Quality Report may be used, printed, and distributed ONLY with the copyright information displayed (© Copyright Global Legal Entity Identifier Foundation (GLEIF)).