

Unilei

Data Quality Report | November 2024



Summary

Key Metrics

99.99

● +/-0

Average Total Data Quality Score (TDQS)

compared to the previous month

97%

▼ -3%

Days, LEI Issuer Achieving Maturity Level 2

compared to the previous month

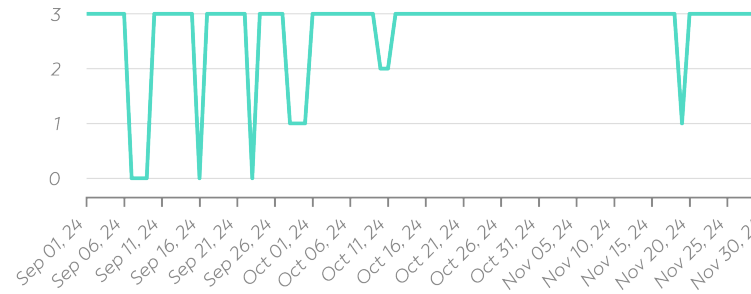
<1 day

● +/-0 days

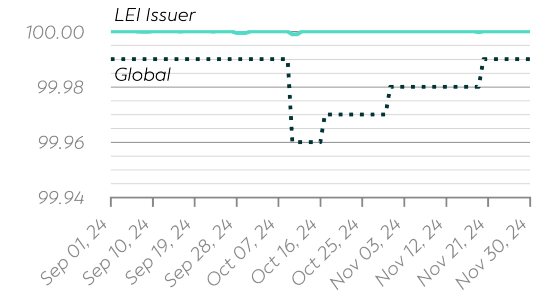
Average Days to Close a Challenge

compared to the previous month

Maturity Level Trend

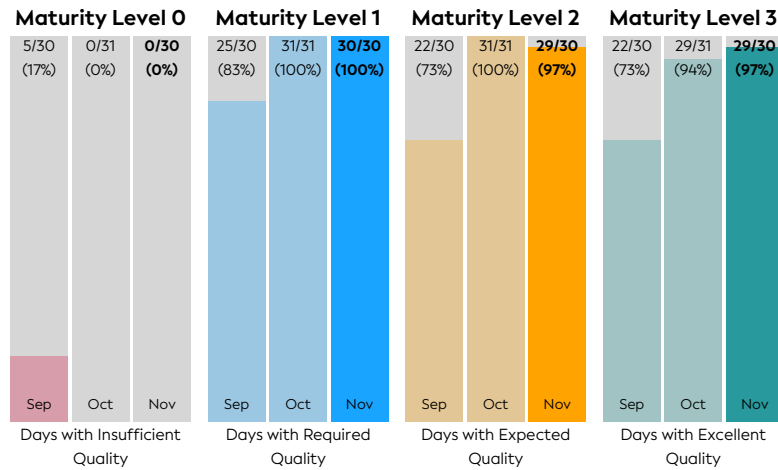


Total Data Quality Score Trend

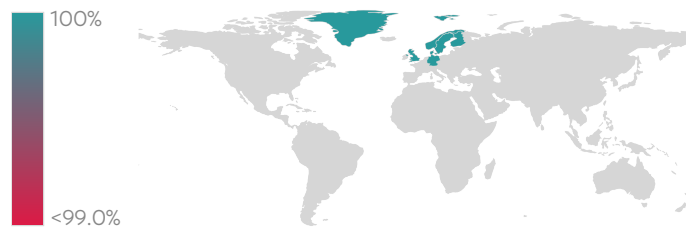


Details

Maturity Level Performance



Data Quality World Map



Data Quality Criteria

Quality Criterion (No. of Checks)	Data Quality Score (DQS) Trend (Sep - Nov)	Avg. DQS	Avg. Number of Check Failures
Accessibility (12)		100.00	0 (0.00%)
Accuracy (15)		100.00	0 (0.00%)
Completeness (11)		100.00	0 (0.00%)
Comprehensiveness (14)		100.00	0 (0.00%)
Consistency (25)		99.99	<1 (<0.01%)
Currency (2)		100.00	0 (0.00%)
Integrity (29)		100.00	0 (0.00%)
Provenance (11)		100.00	0 (0.00%)
Representation (14)		100.00	0 (0.00%)
Timeliness (2)		100.00	0 (0.00%)
Uniqueness (8)		100.00	0 (0.00%)
Validity (33)		100.00	0 (0.00%)

Statistics

Totals	Values
Total LEI Records	9,935 (+0.28%)
Active Entities Managed	9,675 (+0.03%)
New Issued LEIs	55 (+12.24%)
Renewed LEIs	915 (+15.97%)
Lapsed LEIs	1,363 (+6.24%)
Countries	7 (+/-0.00%)

LEIs with	Values
Parent Relationships	246 (-1.20%)
Complete Parent Information	9,918 (+0.31%)
Fund Relationships	0 (+/-0.00%)

Marked Duplicates	Values
Total LEIs	2 (+/-0.00%)
Total LEIs in Percentage	<1% (-0.50%)
New Marked LEIs	0 (+/-0.00%)

Challenges	Values
New Challenges	35 (+250.00%)
Closed Challenges	35 (+250.00%)
Closed Challenges with Update	22 (+266.67%)
Avg. Days to Close a Challenge	<1 (+/-0.00%)

Files	Values
No. of Days per Month with CDF-Compliant File Uploads	30 (+/-0.00%)

Top 5 Failing Checks

Check ID	Avg. Number of Check Failures	Maturity Level	Quality Criterion
COO0253	<1 (-)	Expected	Consistency
N/A	- (-)	-	-
N/A	- (-)	-	-
N/A	- (-)	-	-
N/A	- (-)	-	-