

Global LEI Data Quality Report | November 2024



Summary

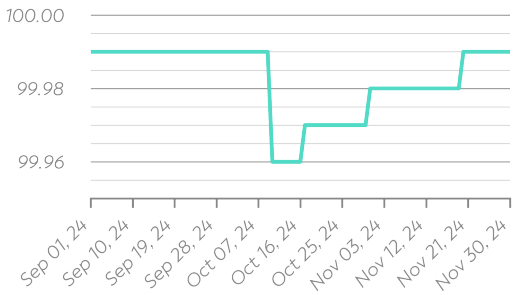
Key Metrics

- 99.98** ● +/-0
Average Total Data Quality Score (TDQS) compared to the previous month
- 53%** ▲ +11%
LEI Issuers Achieving Maturity Level 2 compared to the previous month
- 17 days** ▼ +14 days
Average Days to Close a Challenge compared to the previous month

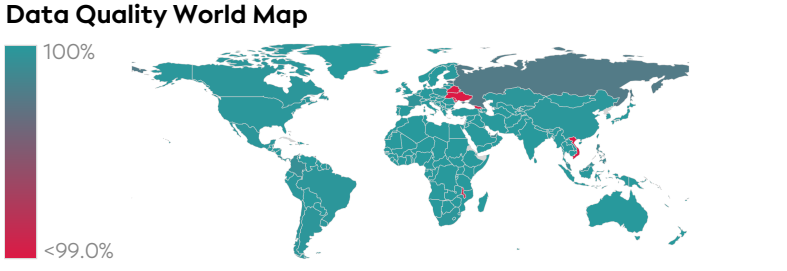
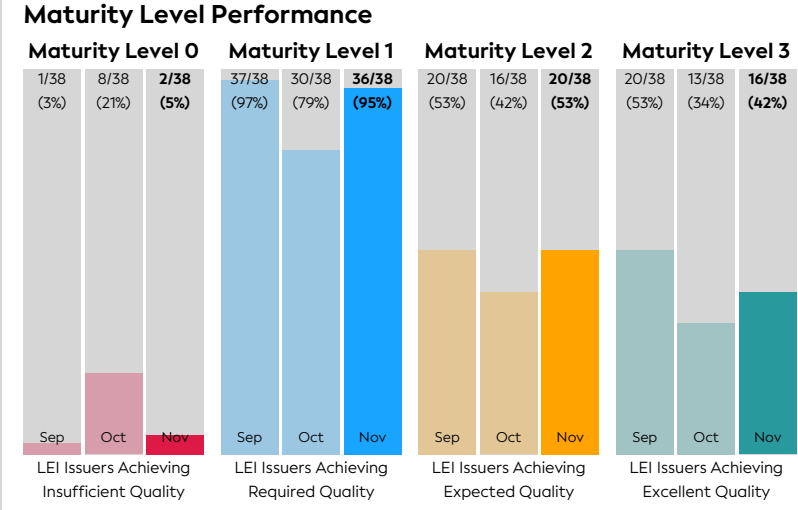
Highlights

The November 2024 report shows sustained high data quality with an Average Total Data Quality Score of 99.98%, maintaining the strong recovery at the end of October. The number of LEI issuers achieving "Expected" and "Excellent" quality levels improved, continuing the upward trend following October's dip caused by introducing new checks. However, the Average Days to Close a Challenge increased from 3 to 17 days compared to October, reflecting the higher volume of resolved challenges. Overall, these metrics highlight ongoing efforts to enhance and maintain data quality standards.

Total Data Quality Score Trend



Details



Data Quality Criteria

Quality Criterion (No. of Checks)	Data Quality Score (DQS) Trend (Sep - Nov)	Avg. DQS	Avg. Number of Check Failures
Accessibility (12)		99.99	11 (<0.01%)
Accuracy (15)		99.99	50 (<0.01%)
Completeness (11)		99.99	22 (<0.01%)
Comprehensiveness (14)		99.99	28 (<0.01%)
Consistency (25)		99.99	471 (<0.01%)
Currency (2)		99.99	<1 (<0.01%)
Integrity (29)		99.83	936 (<0.01%)
Provenance (11)		99.92	528 (<0.01%)
Representation (14)		99.95	1,722 (<0.01%)
Timeliness (2)		100.00	0 (0.00%)
Uniqueness (8)		99.99	7 (<0.01%)
Validity (33)		99.99	20 (<0.01%)

Top 5 Failing Checks

Check ID	Avg. Number of Check Failures	No. of LEI Issuers	LEI Issuers with Highest Failure Ratio
CO00429	1,534 (-36.37%)	7	NSD, Russia
CO00403	446 (+36.81%)	3	Bloomberg
CO00438	439 (-0.45%)	16	Bloomberg
CO00281	414 (+17.28%)	3	Bloomberg
CO00443	186 (+31.91%)	4	NSD, Russia

Statistics

Totals	Values
Total LEI Records	2,785,673 (+0.92%)
Active Entities Managed	2,613,621 (+0.75%)
New Issued LEIs	25,427 (-5.42%)
Renewed LEIs	148,098 (-2.96%)
Lapsed LEIs	1,044,416 (+0.41%)
Countries	231 (+/-0.00%)
LEI Issuers	38 (+/-0.00%)

LEIs with	Values
Parent Relationships	129,682 (+0.27%)
Complete Parent Information	2,573,163 (+0.96%)
Fund Relationships	138,266 (+0.39%)

Marked Duplicates	Values
Total LEIs	5,965 (+0.34%)
Total LEIs in Percentage	<1% (-0.60%)
New Marked LEIs	20 (-16.67%)

Challenges	Values
New Challenges	3,318 (-74.35%)
Closed Challenges	8,055 (+108.62%)
Closed Challenges with Update	5,733 (+145.42%)
Avg. Days to Close a Challenge	17 (+383.92%)

DISCLAIMER: All figures of this Global LEI Data Quality Report are derived from the following sources: 1) concatenated source files provided by the LEI Issuers 2) daily Data Quality Reports and 3) challenges managed via GLEIF's Challenge Facility. The information mentioned in 1) to 3) relate to the reporting period in scope. The Data Quality Rule Setting used for the generation of this report includes all Data Quality Checks corresponding version(s) that have been effective throughout the reporting period. While every care has been taken in the compilation of this information, GLEIF will not be held responsible for any loss, damage, or inconvenience caused by inaccuracy or error within the Global LEI Data Quality Report. The text and graphic content of the Global LEI Data Quality Report may be used, printed, and distributed ONLY with the copyright information displayed (© Copyright Global Legal Entity Identifier Foundation (GLEIF)).