

Global LEI Data Quality Report | March 2025



Summary

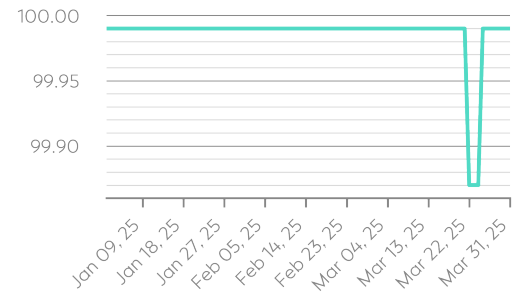
Key Metrics

- 99.98** ▼ -0.01
Average Total Data Quality Score (TDQS) compared to the previous month
- 50%** ▲ +3%
LEI Issuers Achieving Maturity Level 2 compared to the previous month
- 5 days** ▲ -42 days
Average Days to Close a Challenge compared to the previous month

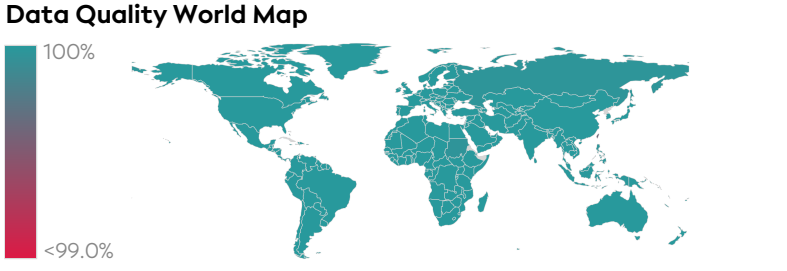
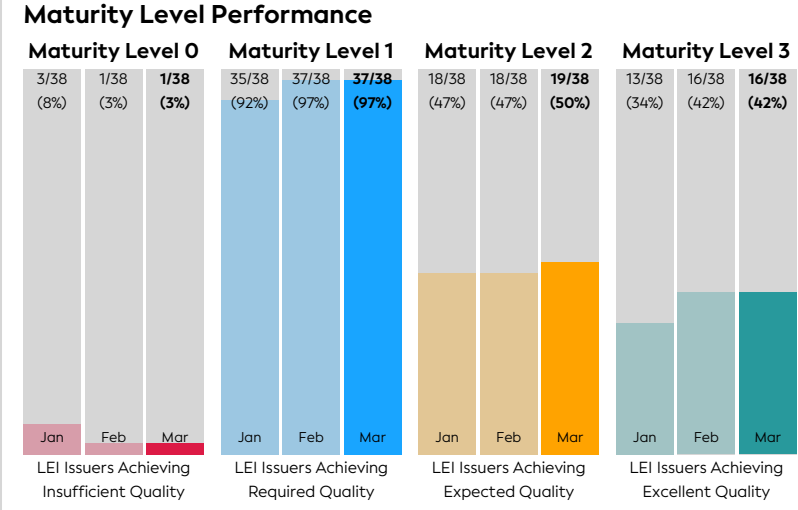
Highlights

Challenge LEI Data is a mechanism designed to reinforce the accuracy of the Global LEI System. This approach creates a powerful second layer of quality assurance, complementing GLEIF's robust data quality program. In March 2025, the Average Days to Close a Challenge improved to just five days, marking a positive direction compared to the previous reporting month. This reflects a more streamlined and responsive approach to managing challenge resolutions. For more details on this month's selected metric, read the [next blog](#) of our new series, "Transforming Data into Opportunities – Metric of the Month."

Total Data Quality Score Trend



Details



Data Quality Criteria

| Quality Criterion (No. of Checks) | Data Quality Score (DQS) Trend (Jan - Mar) | Avg. DQS | Avg. Number of Check Failures |
|-----------------------------------|--|----------|-------------------------------|
| Accessibility (12) | | 99.99 | 3 (<0.01%) |
| Accuracy (14) | | 99.99 | 22 (<0.01%) |
| Completeness (11) | | 99.99 | 362 (<0.01%) |
| Comprehensiveness (14) | | 99.99 | 5 (<0.01%) |
| Consistency (25) | | 99.89 | 19,782 (0.03%) |
| Currency (2) | | 100.00 | 0 (0.00%) |
| Integrity (29) | | 99.97 | 189 (<0.01%) |
| Provenance (11) | | 99.99 | 38 (<0.01%) |
| Representation (14) | | 99.99 | 14 (<0.01%) |
| Timeliness (2) | | 100.00 | 0 (0.00%) |
| Uniqueness (8) | | 99.98 | 125 (<0.01%) |
| Validity (33) | | 99.99 | 49 (<0.01%) |

Statistics

| Totals | Values |
|-------------------------|--------------------|
| Total LEI Records | 2,901,607 (+1.15%) |
| Active Entities Managed | 2,712,579 (+1.13%) |
| New Issued LEIs | 33,052 (+12.53%) |
| Renewed LEIs | 111,978 (-1.57%) |
| Lapsed LEIs | 1,072,533 (+0.81%) |
| Countries | 234 (+0.43%) |
| LEI Issuers | 38 (+/-0.00%) |

| LEIs with | Values |
|-----------------------------|--------------------|
| Parent Relationships | 132,861 (+0.54%) |
| Complete Parent Information | 2,686,758 (+1.09%) |
| Fund Relationships | 143,246 (+1.72%) |

| Marked Duplicates | Values |
|--------------------------|----------------|
| Total LEIs | 6,115 (+0.34%) |
| Total LEIs in Percentage | <1% (-0.80%) |
| New Marked LEIs | 21 (-68.66%) |

| Challenges | Values |
|--------------------------------|-----------------|
| New Challenges | 5,670 (+29.10%) |
| Closed Challenges | 4,105 (-43.06%) |
| Closed Challenges with Update | 2,612 (-30.77%) |
| Avg. Days to Close a Challenge | 5 (-88.62%) |

Top 5 Failing Checks

| Check ID | Avg. Number of Check Failures | No. of LEI Issuers | LEI Issuers with Highest Failure Ratio |
|----------|-------------------------------|--------------------|--|
| COO0281 | 9,804 (-) | 2 | NIFS |
| COO0275 | 9,803 (-) | 1 | NIFS |
| COO0471 | 338 (> +1,000%) | 3 | NIFS |
| COO0245 | 119 (> +1,000%) | 3 | NIFS |
| COO0301 | 81 (> +1,000%) | 2 | NIFS |

DISCLAIMER: All figures of this Global LEI Data Quality Report are derived from the following sources: 1) concatenated source files provided by the LEI Issuers 2) daily Data Quality Reports and 3) challenges managed via GLEIF's Challenge Facility. The information mentioned in 1) to 3) relate to the reporting period in scope. The Data Quality Rule Setting used for the generation of this report includes all Data Quality Checks corresponding version(s) that have been effective throughout the reporting period. While every care has been taken in the compilation of this information, GLEIF will not be held responsible for any loss, damage, or inconvenience caused by inaccuracy or error within the Global LEI Data Quality Report. The text and graphic content of the Global LEI Data Quality Report may be used, printed, and distributed ONLY with the copyright information displayed (© Copyright Global Legal Entity Identifier Foundation (GLEIF)).