

# Global LEI Data Quality Report | July 2024



## Summary

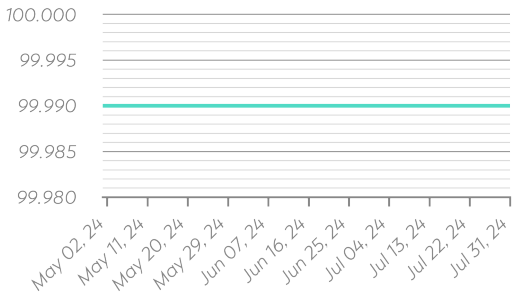
### Key Metrics

- 99.99** ● +/-0  
Average Total Data Quality Score (TDQS) compared to the previous month
- 53%** ▲ +3%  
LEI Issuers Achieving Maturity Level 2 compared to the previous month
- 32 days** ▲ -97 days  
Average Days to Close a Challenge compared to the previous month

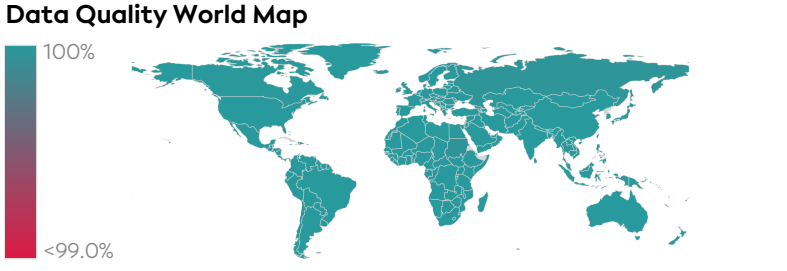
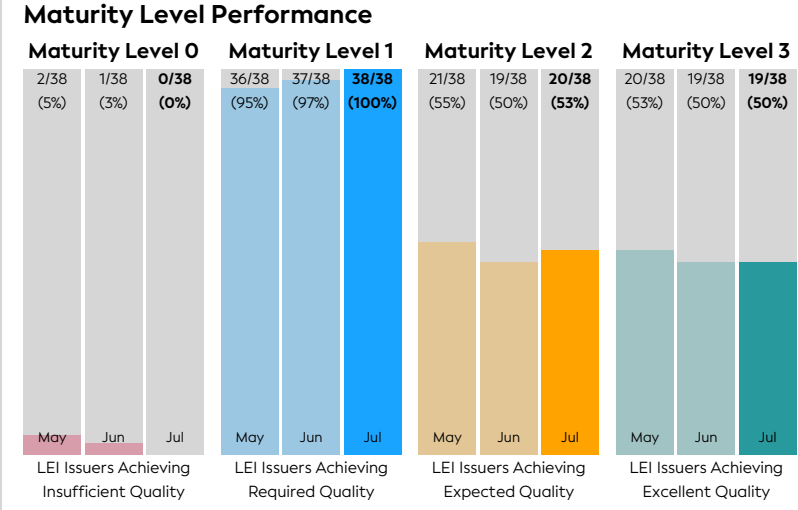
### Highlights

In July, the Total Data Quality Score remained consistently high at 99.99%, demonstrating an ongoing commitment to data quality. There was a notable improvement among LEI issuers, with all issuers meeting the Required Data Quality standards and 53% achieving Expected Data Quality. Additionally, the number of check failures decreased to 150 by the end of the month, showing progress from the previous period. The Average Days to Close a Challenge also improved significantly, now standing at 32 days.

### Total Data Quality Score Trend



## Details



### Data Quality Criteria

Quality Criterion (No. of Checks)	Data Quality Score (DQS) Trend (May - Jul)	Avg. DQS	Avg. Number of Check Failures
Accessibility (11)		99.99	5 (<0.01%)
Accuracy (12)		99.99	17 (<0.01%)
Completeness (9)		99.99	23 (<0.01%)
Comprehensiveness (10)		99.99	4 (<0.01%)
Consistency (23)		99.99	85 (<0.01%)
Currency (1)		99.99	<1 (<0.01%)
Integrity (23)		99.99	2 (<0.01%)
Provenance (10)		99.99	44 (<0.01%)
Representation (7)		99.98	23 (<0.01%)
Timeliness (2)		100.00	0 (0.00%)
Uniqueness (7)		99.99	6 (<0.01%)
Validity (27)		99.99	2 (<0.01%)

### Top 5 Failing Checks

Check ID	Avg. Number of Check Failures	No. of LEI Issuers	LEI Issuers with Highest Failure Ratio
CO00253	32 (+39.13%)	16	NSD, Russia
CO00291	28 (+86.67%)	22	GS1 Mexico
CO00247	22 (+100.00%)	14	NSD, Russia
CO00276	22 (+22.22%)	2	EQS
CO00346	22 (+22.22%)	2	EQS

## Statistics

Totals	Values
Total LEI Records	2,689,967 (+0.84%)
Active Entities Managed	2,537,201 (+0.75%)
New Issued LEIs	22,502 (-5.73%)
Renewed LEIs	81,364 (-7.98%)
Lapsed LEIs	1,029,225 (+0.49%)
Countries	231 (+/-0.00%)
LEI Issuers	38 (+/-0.00%)

LEIs with	Values
Parent Relationships	128,242 (+0.42%)
Complete Parent Information	2,481,111 (+0.84%)
Fund Relationships	135,259 (+0.63%)

Marked Duplicates	Values
Total LEIs	5,846 (+0.31%)
Total LEIs in Percentage	<1% (-0.55%)
New Marked LEIs	18 (-50.00%)

Challenges	Values
New Challenges	10,712 (+298.51%)
Closed Challenges	7,119 (+27.03%)
Closed Challenges with Update	5,016 (+13.10%)
Avg. Days to Close a Challenge	32 (-74.72%)

DISCLAIMER: All figures of this Global LEI Data Quality Report are derived from the following sources: 1) concatenated source files provided by the LEI Issuers 2) daily Data Quality Reports and 3) challenges managed via GLEIF's Challenge Facility. The information mentioned in 1) to 3) relate to the reporting period in scope. The Data Quality Rule Setting used for the generation of this report includes all Data Quality Checks corresponding version(s) that have been effective throughout the reporting period. While every care has been taken in the compilation of this information, GLEIF will not be held responsible for any loss, damage, or inconvenience caused by inaccuracy or error within the Global LEI Data Quality Report. The text and graphic content of the Global LEI Data Quality Report may be used, printed, and distributed ONLY with the copyright information displayed (© Copyright Global Legal Entity Identifier Foundation (GLEIF)).