

Global LEI Data Quality Report | January 2025



Summary

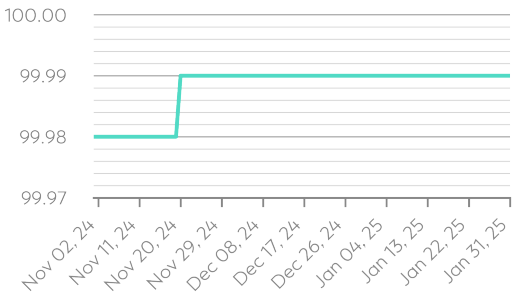
Key Metrics

- 99.99** ● +/-0 compared to the previous month
Average Total Data Quality Score (TDQS)
- 47%** ● +/-0 compared to the previous month
LEI Issuers Achieving Maturity Level 2
- 20 days** ▼ +5 days compared to the previous month
Average Days to Close a Challenge

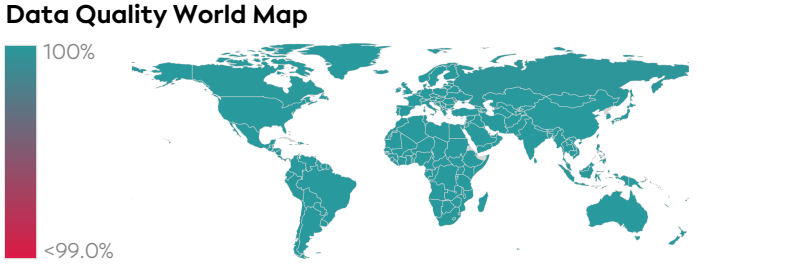
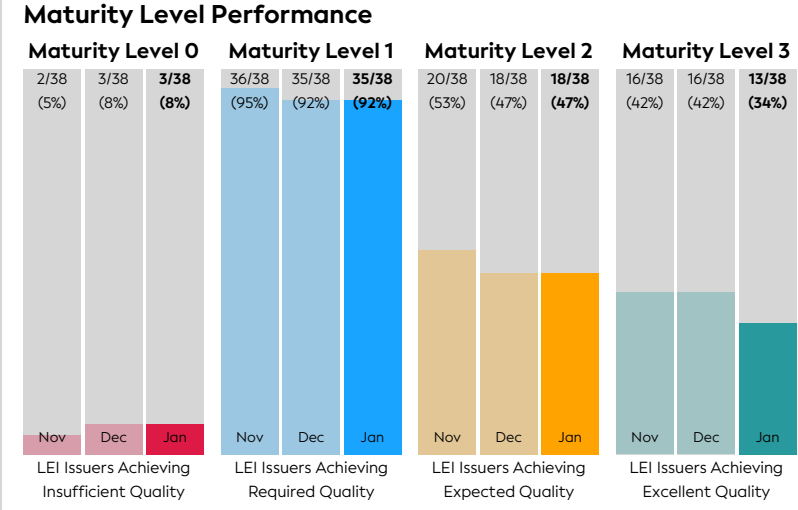
Highlights

The Total Data Quality Score (TDQS) for January remains strong at 99.99 reflecting the high standards in the system. The total number of check failures has dropped from 600 to 292 compared to the previous period. The count weighted with the respective Maturity Levels to the failing checks, is the primary factor driving the TDQS measurement. For more details on this month's selected metric, read the **first blog** of our new series "Transforming Data into Opportunities – Metric of the month".

Total Data Quality Score Trend



Details



Data Quality Criteria

Quality Criterion (No. of Checks)	Data Quality Score (DQS) Trend (Nov - Jan)	Avg. DQS	Avg. Number of Check Failures
Accessibility (12)		99.99	10 (<0.01%)
Accuracy (14)		99.99	23 (<0.01%)
Completeness (11)		99.99	14 (<0.01%)
Comprehensiveness (14)		99.99	4 (<0.01%)
Consistency (25)		99.99	51 (<0.01%)
Currency (2)		100.00	0 (0.00%)
Integrity (29)		99.97	119 (<0.01%)
Provenance (11)		99.99	89 (<0.01%)
Representation (14)		99.99	78 (<0.01%)
Timeliness (2)		100.00	0 (0.00%)
Uniqueness (8)		99.99	3 (<0.01%)
Validity (33)		99.99	4 (<0.01%)

Top 5 Failing Checks

Check ID	Avg. Number of Check Failures	No. of LEI Issuers	LEI Issuers with Highest Failure Ratio
CO00435	58 (-57.97%)	2	Strate
CO00438	54 (-68.97%)	17	KDD Slovenia
CO00346	44 (+18.92%)	4	Bundesanzeiger Verlag
CO00276	43 (+16.22%)	4	Bundesanzeiger Verlag
CO00477	32 (-39.62%)	12	EQS

Statistics

Totals	Values
Total LEI Records	2,839,184 (+1.04%)
Active Entities Managed	2,657,510 (+0.92%)
New Issued LEIs	29,251 (+20.57%)
Renewed LEIs	142,665 (+1.65%)
Lapsed LEIs	1,058,659 (+0.48%)
Countries	233 (+0.43%)
LEI Issuers	38 (+/-0.00%)

LEIs with	Values
Parent Relationships	131,756 (+0.57%)
Complete Parent Information	2,629,025 (+1.06%)
Fund Relationships	139,854 (+0.60%)

Marked Duplicates	Values
Total LEIs	6,027 (+0.58%)
Total LEIs in Percentage	<1% (-0.42%)
New Marked LEIs	35 (+29.63%)

Challenges	Values
New Challenges	4,006 (-40.60%)
Closed Challenges	5,442 (-19.94%)
Closed Challenges with Update	3,598 (-18.47%)
Avg. Days to Close a Challenge	20 (+26.76%)

DISCLAIMER: All figures of this Global LEI Data Quality Report are derived from the following sources: 1) concatenated source files provided by the LEI Issuers 2) daily Data Quality Reports and 3) challenges managed via GLEIF's Challenge Facility. The information mentioned in 1) to 3) relate to the reporting period in scope. The Data Quality Rule Setting used for the generation of this report includes all Data Quality Checks corresponding version(s) that have been effective throughout the reporting period. While every care has been taken in the compilation of this information, GLEIF will not be held responsible for any loss, damage, or inconvenience caused by inaccuracy or error within the Global LEI Data Quality Report. The text and graphic content of the Global LEI Data Quality Report may be used, printed, and distributed ONLY with the copyright information displayed (© Copyright Global Legal Entity Identifier Foundation (GLEIF)).