

Summary

Key Metrics

100.00

● +/-0

Average Total Data Quality Score (TDQS)

compared to the previous month

100%

● +/-0

Days, LEI Issuer Achieving Maturity Level 2

compared to the previous month

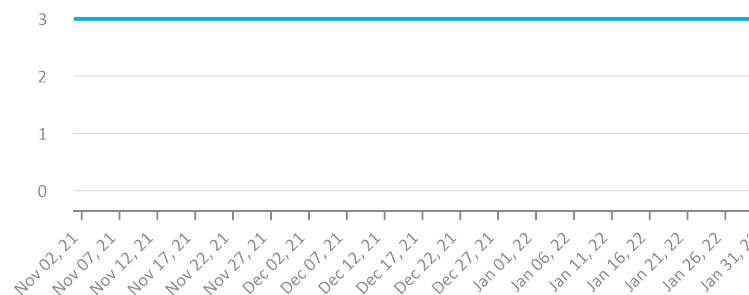
N/A

N/A

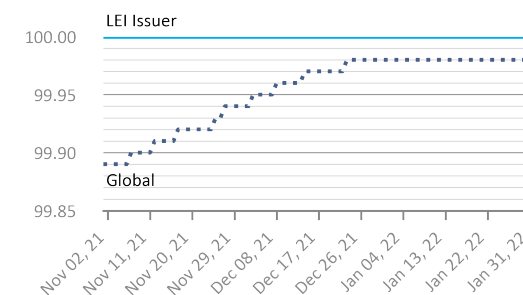
Average Days to Close a Challenge

compared to the previous month

Maturity Level Trend

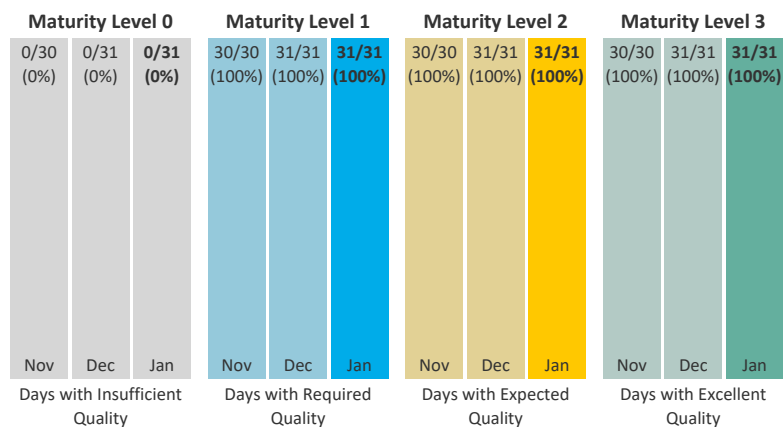


Total Data Quality Score Trend



Details

Maturity Level Performance



Top 5 Failing Checks

Check ID	Avg. Number of Check Failures	Maturity Level	Quality Criterion
N/A	- (-)	-	-
N/A	- (-)	-	-
N/A	- (-)	-	-
N/A	- (-)	-	-
N/A	- (-)	-	-

Data Quality World Map



Data Quality Criteria

Quality Criterion (No. of Checks)	Data Quality Score (DQS) Trend (Nov - Jan)	Avg. DQS	Avg. Number of Check Failures
Accessibility (5)	100.00	100.00	0 (0.00%)
Accuracy (8)	100.00	100.00	0 (0.00%)
Completeness (6)	100.00	100.00	0 (0.00%)
Comprehensiveness (6)	100.00	100.00	0 (0.00%)
Consistency (17)	100.00	100.00	0 (0.00%)
Currency (1)	100.00	100.00	0 (0.00%)
Integrity (21)	100.00	100.00	0 (0.00%)
Provenance (3)	-	-	- (-)
Representation (6)	100.00	100.00	0 (0.00%)
Uniqueness (5)	100.00	100.00	0 (0.00%)
Validity (14)	100.00	100.00	0 (0.00%)

Statistics

Totals	Values
Total LEI Records	60 (+/-0.00%)
Active Entities Managed	60 (+/-0.00%)
New Issued LEIs	0 (+/-0.00%)
Renewed LEIs	6 (-40.00%)
Lapsed LEIs	1 (-80.00%)
Countries	1 (+/-0.00%)
Relationship Information	
LEIs with Relationships	14 (+/-0.00%)
LEIs with Complete Parent Information	57 (+/-0.00%)
Marked Duplicates	
Total LEIs	0 (+/-0.00%)
Total LEIs in Percentage	0% (+/-0.00%)
New Marked LEIs	0 (+/-0.00%)
Challenges	
New Challenges	0 (+/-0.00%)
Closed Challenges	0 (+/-0.00%)
Closed Challenges with Update	0 (+/-0.00%)
Avg. Days to Close a Challenge	- (-)
Files	
No. of Days per Month with CDF-Compliant File Uploads	31 (+/-0.00%)