

Global LEI Data Quality Report | February 2025



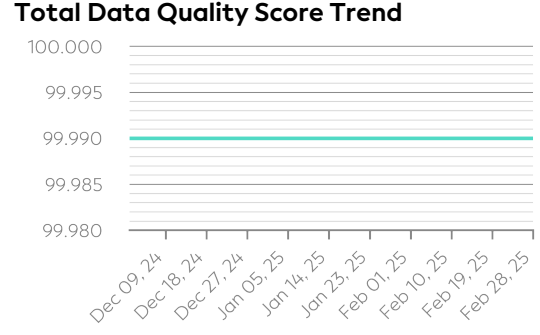
Summary

Key Metrics

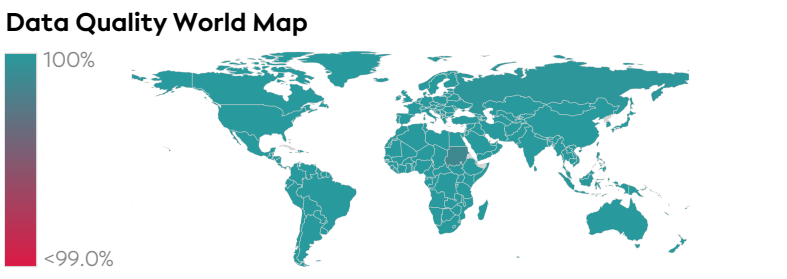
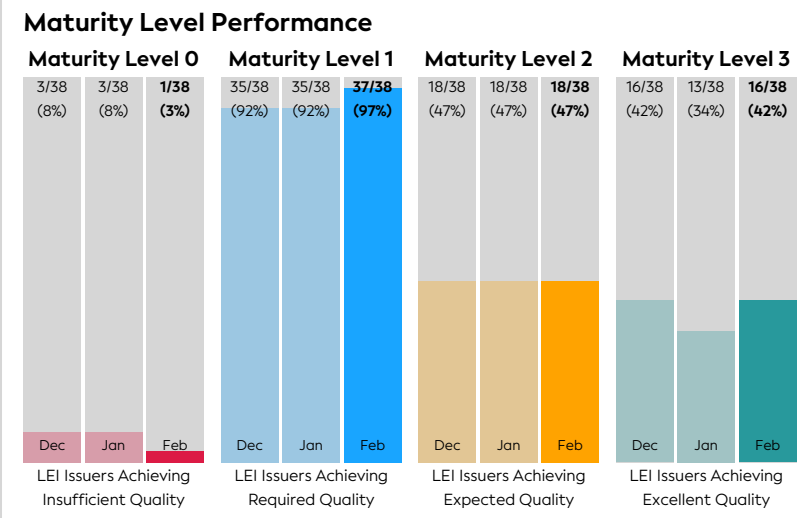
- 99.99** Average Total Data Quality Score (TDQS) ● +/-0 compared to the previous month
- 47%** LEI Issuers Achieving Maturity Level 2 ● +/-0 compared to the previous month
- 47 days** Average Days to Close a Challenge ▼ +27 days compared to the previous month

Highlights

The LEI issuers Achieving Maturity Level 2 remained stable at 47% in February, indicating that 18 LEI issuers successfully met the Expected Quality standards. Notably, Expected Quality can only be attained if the preceding Required Quality requirements have been fully met. This consistent performance underscores the adherence of the LEI issuers to the established data quality framework. For more details on this month's selected metric, read the [next blog](#) of our new series "Transforming Data into Opportunities - Metric of the Month".



Details



Data Quality Criteria

Quality Criterion (No. of Checks)	Data Quality Score (DQS) Trend (Dec - Feb)	Avg. DQS	Avg. Number of Check Failures
Accessibility (12)		99.99	1 (<0.01%)
Accuracy (14)		99.99	13 (<0.01%)
Completeness (11)		99.99	12 (<0.01%)
Comprehensiveness (14)		99.99	2 (<0.01%)
Consistency (25)		99.99	68 (<0.01%)
Currency (2)		99.99	<1 (<0.01%)
Integrity (29)		99.98	91 (<0.01%)
Provenance (11)		99.99	30 (<0.01%)
Representation (14)		99.99	16 (<0.01%)
Timeliness (2)		100.00	0 (0.00%)
Uniqueness (8)		99.99	7 (<0.01%)
Validity (33)		99.99	2 (<0.01%)

Statistics

Totals	Values
Total LEI Records	2,868,555 (+1.03%)
Active Entities Managed	2,682,393 (+0.94%)
New Issued LEIs	29,371 (+0.41%)
Renewed LEIs	113,765 (-20.26%)
Lapsed LEIs	1,063,964 (+0.50%)
Countries	233 (+/-0.00%)
LEI Issuers	38 (+/-0.00%)

LEIs with	Values
Parent Relationships	132,153 (+0.30%)
Complete Parent Information	2,657,889 (+1.10%)
Fund Relationships	140,822 (+0.69%)

Marked Duplicates	Values
Total LEIs	6,094 (+1.11%)
Total LEIs in Percentage	<1% (+0.05%)
New Marked LEIs	67 (+91.43%)

Challenges	Values
New Challenges	4,392 (+9.64%)
Closed Challenges	7,209 (+32.47%)
Closed Challenges with Update	3,773 (+4.86%)
Avg. Days to Close a Challenge	47 (+133.97%)

Top 5 Failing Checks

Check ID	Avg. Number of Check Failures	No. of LEI Issuers	LEI Issuers with Highest Failure Ratio
CO00438	55 (+1.85%)	17	PRH
CO00291	39 (+129.41%)	16	CSD Prague
CO00253	17 (+13.33%)	17	NSD, Russia
CO00346	15 (-65.91%)	4	Bundesanzeiger Verlag
CO00276	14 (-67.44%)	4	Bundesanzeiger Verlag

DISCLAIMER: All figures of this Global LEI Data Quality Report are derived from the following sources: 1) concatenated source files provided by the LEI Issuers 2) daily Data Quality Reports and 3) challenges managed via GLEIF's Challenge Facility. The information mentioned in 1) to 3) relate to the reporting period in scope. The Data Quality Rule Setting used for the generation of this report includes all Data Quality Checks corresponding version(s) that have been effective throughout the reporting period. While every care has been taken in the compilation of this information, GLEIF will not be held responsible for any loss, damage, or inconvenience caused by inaccuracy or error within the Global LEI Data Quality Report. The text and graphic content of the Global LEI Data Quality Report may be used, printed, and distributed ONLY with the copyright information displayed (© Copyright Global Legal Entity Identifier Foundation (GLEIF)).