

Global LEI Data Quality Report | December 2024



Summary

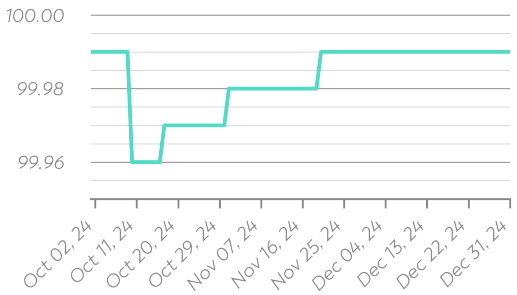
Key Metrics

- 99.99** ▲ +0.01
Average Total Data Quality Score (TDQS) compared to the previous month
- 47%** ▼ -6%
LEI Issuers Achieving Maturity Level 2 compared to the previous month
- 15 days** ▲ -2 days
Average Days to Close a Challenge compared to the previous month

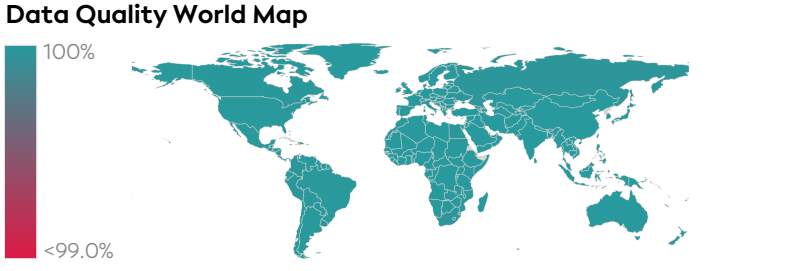
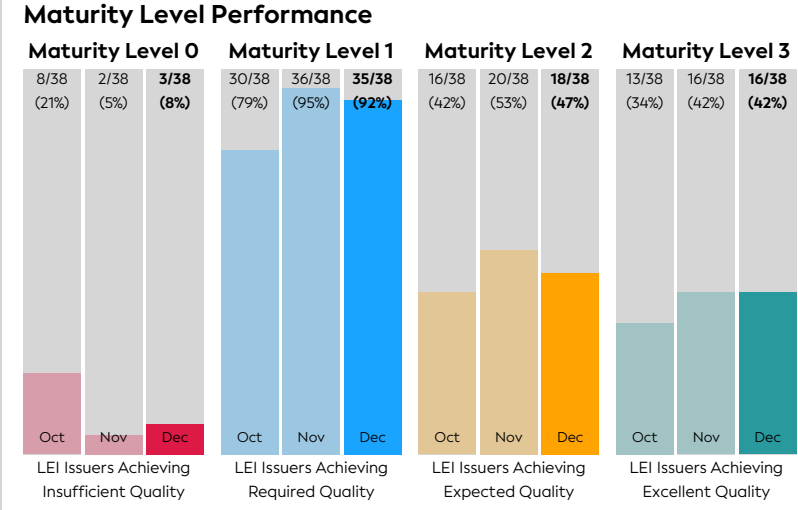
Highlights

The Global LEI Data Quality Report for December 2024 wraps up the year positively, showcasing enhancements in the Total Data Quality Score and quicker resolution of challenges. This year has been active for the Global LEI System participants, marked by a significant increase in challenges. GLEIF mainly drives these challenges due to strengthened data quality initiatives and regular data feed updates, which boost operational efficiency and data quality. Despite a modest dip in LEI issuers meeting the Expected Data Quality in December, the yearly average remains strong at about 24 organizations.

Total Data Quality Score Trend



Details



Data Quality Criteria

Quality Criterion (No. of Checks)	Data Quality Score (DQS) Trend (Oct - Dec)	Avg. DQS	Avg. Number of Check Failures
Accessibility (12)	[Trend]	99.99	25 (<0.01%)
Accuracy (15)	[Trend]	99.99	32 (<0.01%)
Completeness (11)	[Trend]	99.99	18 (<0.01%)
Comprehensiveness (14)	[Trend]	99.99	18 (<0.01%)
Consistency (25)	[Trend]	99.99	67 (<0.01%)
Currency (2)	[Trend]	99.99	1 (<0.01%)
Integrity (29)	[Trend]	99.94	318 (<0.01%)
Provenance (11)	[Trend]	99.96	264 (<0.01%)
Representation (14)	[Trend]	99.99	176 (<0.01%)
Timeliness (2)	[Trend]	100.00	0 (0.00%)
Uniqueness (8)	[Trend]	99.99	7 (<0.01%)
Validity (33)	[Trend]	99.99	8 (<0.01%)

Statistics

Totals	Values
Total LEI Records	2,809,933 (+0.87%)
Active Entities Managed	2,633,240 (+0.75%)
New Issued LEIs	24,260 (-4.59%)
Renewed LEIs	140,346 (-5.23%)
Lapsed LEIs	1,053,586 (+0.88%)
Countries	232 (+0.43%)
LEI Issuers	38 (+/-0.00%)

LEIs with	Values
Parent Relationships	131,004 (+1.02%)
Complete Parent Information	2,601,433 (+1.10%)
Fund Relationships	139,013 (+0.54%)

Marked Duplicates	Values
Total LEIs	5,992 (+0.45%)
Total LEIs in Percentage	<1% (-0.42%)
New Marked LEIs	27 (+35.00%)

Challenges	Values
New Challenges	6,744 (+103.25%)
Closed Challenges	6,797 (-15.62%)
Closed Challenges with Update	4,413 (-23.02%)
Avg. Days to Close a Challenge	15 (-11.02%)

Top 5 Failing Checks

Check ID	Avg. Number of Check Failures	No. of LEI Issuers	LEI Issuers with Highest Failure Ratio
C000403	186 (-58.30%)	1	Bloomberg
C000438	174 (-60.36%)	17	KDD Slovenia
C000435	138 (-0.72%)	3	Strate
C000477	53 (-50.00%)	13	EQS
C000476	50 (-67.32%)	15	KDD Slovenia

DISCLAIMER: All figures of this Global LEI Data Quality Report are derived from the following sources: 1) concatenated source files provided by the LEI Issuers 2) daily Data Quality Reports and 3) challenges managed via GLEIF's Challenge Facility. The information mentioned in 1) to 3) relate to the reporting period in scope. The Data Quality Rule Setting used for the generation of this report includes all Data Quality Checks corresponding version(s) that have been effective throughout the reporting period. While every care has been taken in the compilation of this information, GLEIF will not be held responsible for any loss, damage, or inconvenience caused by inaccuracy or error within the Global LEI Data Quality Report. The text and graphic content of the Global LEI Data Quality Report may be used, printed, and distributed ONLY with the copyright information displayed (© Copyright Global Legal Entity Identifier Foundation (GLEIF)).