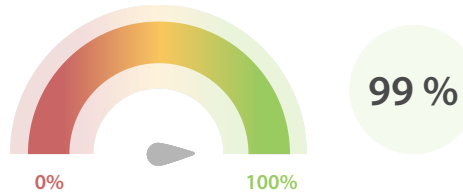


## Data Quality Scores

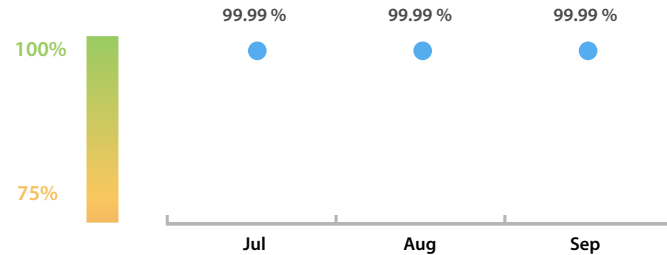
### LEI Issuer Total Data Quality Score

The LEI Issuer Total Data Quality Score is calculated as the equal weighted average of the 11 'Data Quality Criteria'.




### LEI Issuer Total Data Quality Score Trend

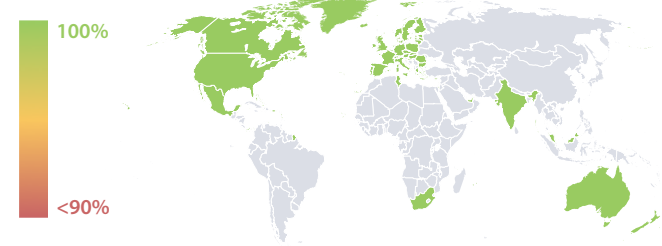
Progress achieved with regard to the continuous optimization of the data quality based on the LEI Issuer Total Data Quality Score.



### LEI Issuer Data Quality (●) against LEI Pool Average (■)



### Data Quality in Covered Countries



### Top 5 Failing Checks


# Failed Records	Check description
6	RegistrationAuthorityEntityID is in an expected f...
6	They must be managed by the same LOU that m...
5	If the ultimate parent is public: The ultimate par...
5	Relationships' NextRenewalDate (date portion) is...
4	This LEI must not have any parent RR record in R...

### Data Quality Criteria

	Sep	Aug	# Checks	# Failed Records
Accessibility	100.00 %	100.00 %	1	0 (0 %)
Accuracy	100.00 %	100.00 %	8	0 (0 %)
Completeness	99.99 %	99.99 %	3	4 (0.02 %)
Comprehensiveness	100.00 %	100.00 %	2	0 (0 %)
Consistency	99.99 %	99.99 %	21	14 (0.08 %)
Currency	100.00 %	100.00 %	1	0 (0 %)
Integrity	100.00 %	100.00 %	18	0 (0 %)
Provenance	99.96 %	99.98 %	1	6 (0.03 %)
Representation	100.00 %	100.00 %	2	0 (0 %)
Uniqueness	99.99 %	100.00 %	2	1 (< 0.01 %)
Validity	99.99 %	100.00 %	15	1 (< 0.01 %)

The Data Quality criteria is expected to contain 12 dimensions. Currently a subset of 11 criteria is implemented, to the detriment of the score, as they are averaged on all of them. This is expected to change, on a nonfixed timeline, to include all 12 dimensions.

## Quality Maturity Level



## Statistics

Totals	Values
Managed LEIs	16,811 (+12.99 %)
Active entities managed	16,794 (+12.97 %)
Inactive entities managed	17 (+30.76 %)
Covered countries	60 (+9.09 %)
New lapsed LEIs *	169 (> 100 %)

Level 2 Info	Values
LEIs with LEI parent relationships	234 (+13.59 %)
LEIs with complete parent information	16,802 (+12.99 %)

Duplicates	Values
Total LEIs marked as duplicate **	25 (+8.69 %)
Duplicate percentage of managed LEIs	< 1 % (-3.80 %)

Challenges	Values
Challenges this month	11 (+83.33 %)
Duplicates found this month	3 (-25.00 %)
Updates to entity information this month	7 (> 100 %)

Files	Values
No. of days per month with CDF-compliant file uploads	30 / 30 (+/-0 %)

\* Please see our Business Report [www.gleif.org/business-reports](http://www.gleif.org/business-reports) for detailed information around lapsed LEIs.

\*\* RegistrationStatus = DUPLICATE