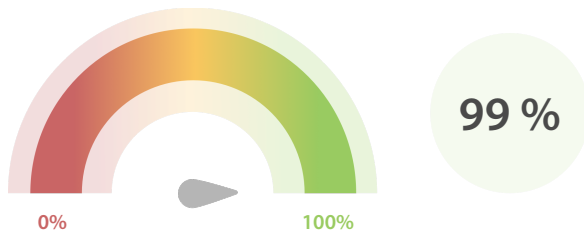


## Data Quality Scores

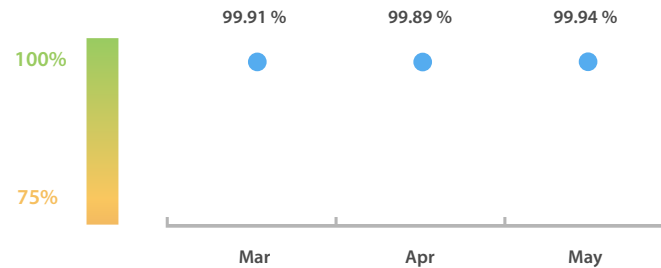
### LEI Issuer Total Data Quality Score

The LEI Issuer Total Data Quality Score is calculated as the equal weighted average of the 7 'Data Quality Criteria'.




### LEI Issuer Total Data Quality Score Trend

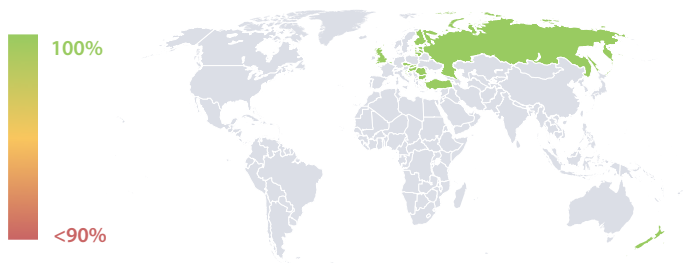
Progress achieved with regard to the continuous optimization of the data quality based on the LEI Issuer Total Data Quality Score.



### LEI Issuer Data Quality (●) against LEI Pool Average (■)



### Data Quality in Covered Countries



### Data Quality Criteria

	May	Apr	Mar	31-May-16
Accuracy	100.00 %	100.00 %	100.00 %	100.00 %
Completeness	99.79 %	99.78 %	99.77 %	99.76 %
Comprehensiveness	100.00 %	100.00 %	100.00 %	100.00 %
Integrity	99.94 %	99.94 %	99.94 %	99.90 %
Representation	100.00 %	100.00 %	100.00 %	99.88 %
Uniqueness	100.00 %	100.00 %	100.00 %	100.00 %
Validity	99.85 %	99.53 %	99.66 %	98.96 %

The Data Quality criteria is expected to contain 12 dimensions. Currently a subset of 7 criteria is implemented, to the detriment of the score, as they are averaged on all of them. This is expected to change, on a non-fixed timeline, to include all 12 dimensions.

## Quality Maturity Level



## Statistics

### LEI Issuer Totals

	Values
Managed LEIs	678 ↑
Active entities managed	672 ↑
Inactive entities managed	6 ↑
Covered countries	17 →

### Challenges

	Values
Received challenges	0 ↓
'No change' challenges	0 →
Duplicates detected	0 →

### Files

	Values
No. of days per month with CDF-compliant file uploads	31 / 31 →