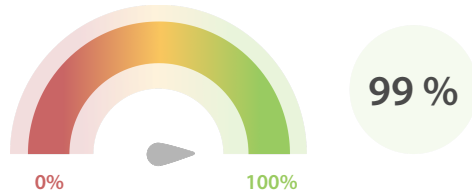


### Data Quality Scores

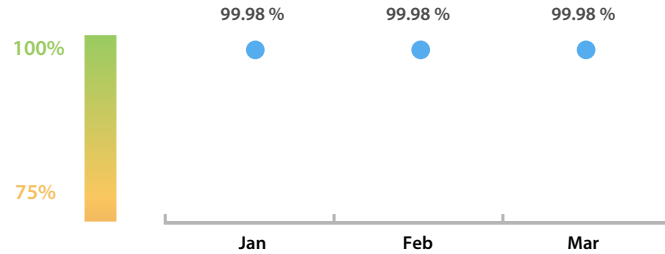
#### LEI Issuer Total Data Quality Score

The LEI Issuer Total Data Quality Score is calculated as the equal weighted average of the 11 'Data Quality Criteria'.




#### LEI Issuer Total Data Quality Score Trend

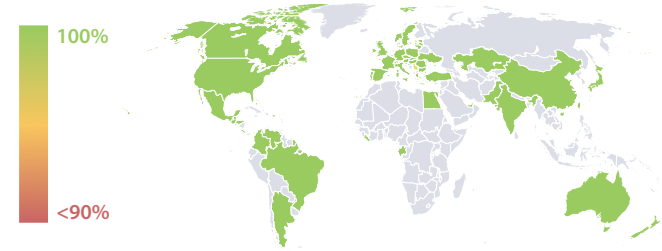
Progress achieved with regard to the continuous optimization of the data quality based on the LEI Issuer Total Data Quality Score.



#### LEI Issuer Data Quality (●) against LEI Pool Average (■)



#### Data Quality in Covered Countries



#### Top 5 Failing Checks

# Failed Records	Check description
109	The Legal Form in the name, matches the ELF C...
24	If the ultimate parent is public: The ultimate par...
12	RegistrationAuthorityEntityID is in an expected f...
4	This LEI must not have any parent RR record in R...
1	The same value is not found in HeadquartersAdd...

#### Data Quality Criteria

	Mar	Feb	# Checks	# Failed Records
Accessibility	100.00 %	100.00 %	1	0 (0 %)
Accuracy	100.00 %	100.00 %	8	0 (0 %)
Completeness	99.99 %	99.99 %	3	5 (0.01 %)
Comprehensiveness	100.00 %	100.00 %	2	0 (0 %)
Consistency	99.99 %	99.99 %	21	24 (0.06 %)
Currency	100.00 %	100.00 %	1	0 (0 %)
Integrity	100.00 %	100.00 %	18	0 (0 %)
Provenance	99.84 %	99.85 %	2	121 (0.31 %)
Representation	100.00 %	100.00 %	2	0 (0 %)
Uniqueness	100.00 %	99.99 %	2	0 (0 %)
Validity	99.99 %	100.00 %	15	1 (< 0.01 %)

The Data Quality criteria is expected to contain 12 dimensions. Currently a subset of 11 criteria is implemented, to the detriment of the score, as they are averaged on all of them. This is expected to change, on a nonfixed timeline, to include all 12 dimensions.

### Quality Maturity Level



### Statistics

Totals	Values
Managed LEIs	38,267 (+1.27 %)
Active entities managed	38,031 (+1.24 %)
Inactive entities managed	236 (+7.27 %)
Covered countries	82 (+/-0 %)
New lapsed LEIs *	489 (-23.11 %)

Level 2 Info	Values
LEIs with LEI parent relationships	1,056 (+0.38 %)
LEIs with complete parent information	37,792 (+1.27 %)

Duplicates	Values
Total LEIs marked as duplicate **	43 (+2.38 %)
Duplicate percentage of managed LEIs	< 1 % (+1.09 %)

Challenges	Values
Challenges this month	5 (> 100 %)
Duplicates found this month	0 (+/-0 %)
Updates to entity information this month	2 (> 1000 %)

Files	Values
No. of days per month with CDF-compliant file uploads	31 / 31 (+/-0 %)

\* Please see our Business Report [www.gleif.org/business-reports](http://www.gleif.org/business-reports) for detailed information around lapsed LEIs.

\*\* RegistrationStatus = DUPLICATE