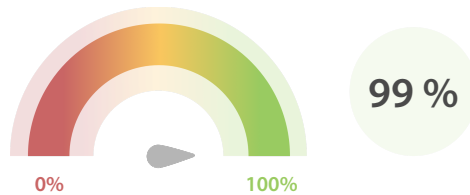


## Data Quality Scores

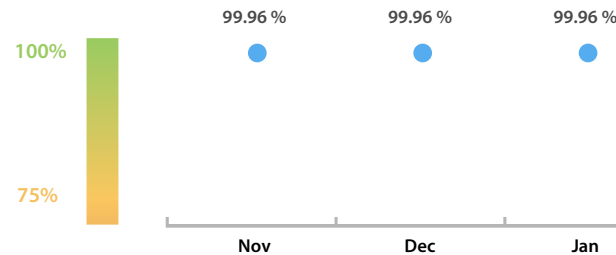
### LEI Issuer Total Data Quality Score

The LEI Issuer Total Data Quality Score is calculated as the equal weighted average of the 11 'Data Quality Criteria'.




### LEI Issuer Total Data Quality Score Trend

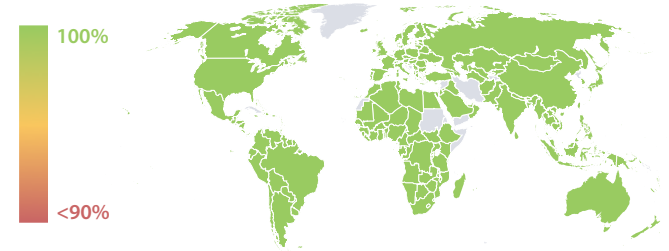
Progress achieved with regard to the continuous optimization of the data quality based on the LEI Issuer Total Data Quality Score.



### LEI Issuer Data Quality (●) against LEI Pool Average (■)



### Data Quality in Covered Countries



### Top 5 Failing Checks

# Failed Records	Check description
467	The Legal Form in the name, matches the ELF C...
143	If the ultimate parent is public: The ultimate par...
23	This LEI must not have any parent RR record in R...
19	There is no repetition of the same LEI code with ...
5	Relationships' NextRenewalDate (date portion) is...

### Data Quality Criteria

	Jan	Dec	# Checks	# Failed Records
Accessibility	100.00 %	100.00 %	1	0 (0 %)
Accuracy	100.00 %	100.00 %	8	0 (0 %)
Completeness	99.98 %	99.99 %	3	23 (0.03 %)
Comprehensiveness	100.00 %	100.00 %	2	0 (0 %)
Consistency	99.98 %	99.98 %	21	148 (0.22 %)
Currency	100.00 %	100.00 %	1	0 (0 %)
Integrity	100.00 %	100.00 %	18	0 (0 %)
Provenance	99.64 %	99.64 %	2	467 (0.71 %)
Representation	100.00 %	100.00 %	2	0 (0 %)
Uniqueness	99.98 %	99.98 %	2	19 (0.02 %)
Validity	100.00 %	100.00 %	15	0 (0 %)

The Data Quality criteria is expected to contain 12 dimensions. Currently a subset of 11 criteria is implemented, to the detriment of the score, as they are averaged on all of them. This is expected to change, on a nonfixed timeline, to include all 12 dimensions.

## Quality Maturity Level



## Statistics

Totals	Values
Managed LEIs	65,428 (+3.42 %)
Active entities managed	65,325 (+3.41 %)
Inactive entities managed	103 (+7.29 %)
Covered countries	201 (+/-0 %)
New lapsed LEIs *	2,424 (-33.93 %)

Level 2 Info	Values
LEIs with LEI parent relationships	4,438 (+3.28 %)
LEIs with complete parent information	64,902 (+3.23 %)

Duplicates	Values
Total LEIs marked as duplicate **	53 (+8.16 %)
Duplicate percentage of managed LEIs	< 1 % (+4.58 %)

Challenges	Values
Challenges this month	21 (> 100 %)
Duplicates found this month	7 (> 100 %)
Updates to entity information this month	4 (+100.00 %)

Files	Values
No. of days per month with CDF-compliant file uploads	31 / 31 (+/-0 %)

\* Please see our Business Report [www.gleif.org/business-reports](http://www.gleif.org/business-reports) for detailed information around lapsed LEIs.

\*\* RegistrationStatus = DUPLICATE