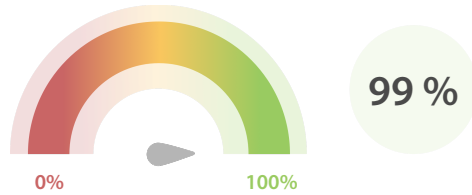


## Data Quality Scores

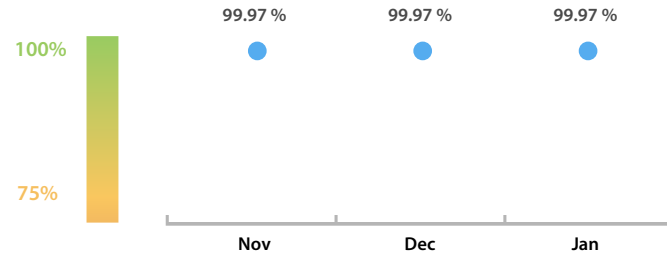
### LEI Issuer Total Data Quality Score

The LEI Issuer Total Data Quality Score is calculated as the equal weighted average of the 11 'Data Quality Criteria'.




### LEI Issuer Total Data Quality Score Trend

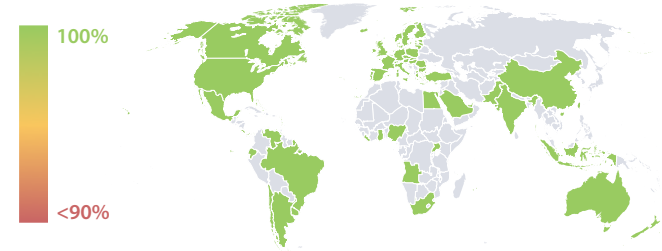
Progress achieved with regard to the continuous optimization of the data quality based on the LEI Issuer Total Data Quality Score.



### LEI Issuer Data Quality (●) against LEI Pool Average (■)



### Data Quality in Covered Countries



### Top 5 Failing Checks


# Failed Records	Check description
263	If the ultimate parent is public: The ultimate par...
96	RegistrationAuthorityEntityID is in an expected f...
58	The Legal Form in the name, matches the ELF C...
3	This LEI must not have any parent RR record in R...
3	There is no repetition of the same LEI code with ...

### Data Quality Criteria

	Jan	Dec	# Checks	# Failed Records
Accessibility	100.00 %	100.00 %	1	0 (0 %)
Accuracy	100.00 %	100.00 %	8	0 (0 %)
Completeness	99.99 %	100.00 %	3	5 (0.01 %)
Comprehensiveness	100.00 %	100.00 %	2	0 (0 %)
Consistency	99.95 %	99.95 %	21	263 (0.92 %)
Currency	100.00 %	100.00 %	1	0 (0 %)
Integrity	100.00 %	100.00 %	18	0 (0 %)
Provenance	99.72 %	99.73 %	2	152 (0.53 %)
Representation	100.00 %	100.00 %	2	0 (0 %)
Uniqueness	99.99 %	99.99 %	2	3 (0.01 %)
Validity	99.99 %	99.99 %	15	2 (< 0.01 %)

The Data Quality criteria is expected to contain 12 dimensions. Currently a subset of 11 criteria is implemented, to the detriment of the score, as they are averaged on all of them. This is expected to change, on a nonfixed timeline, to include all 12 dimensions.

## Quality Maturity Level



## Statistics

Totals	Values
Managed LEIs	28,402 (+1.44 %)
Active entities managed	28,398 (+1.43 %)
Inactive entities managed	4 (> 100 %)
Covered countries	78 (+1.29 %)
New lapsed LEIs *	1,596 (-42.48 %)

Level 2 Info	Values
LEIs with LEI parent relationships	282 (+4.05 %)
LEIs with complete parent information	28,344 (+1.39 %)

Duplicates	Values
Total LEIs marked as duplicate **	62 (+3.33 %)
Duplicate percentage of managed LEIs	< 1 % (+1.86 %)

Challenges	Values
Challenges this month	4 (-42.85 %)
Duplicates found this month	0 (-100.00 %)
Updates to entity information this month	5 (> 100 %)

Files	Values
No. of days per month with CDF-compliant file uploads	31 / 31 (+/-0 %)

\* Please see our Business Report [www.gleif.org/business-reports](http://www.gleif.org/business-reports) for detailed information around lapsed LEIs.

\*\* RegistrationStatus = DUPLICATE