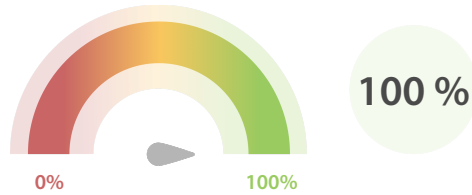


## Data Quality Scores

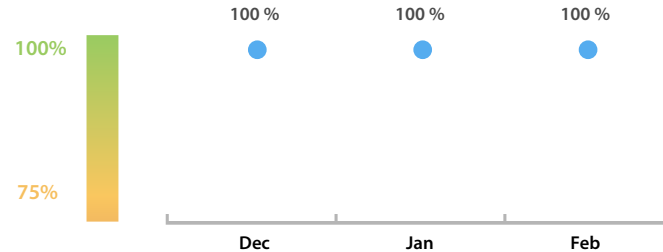
### LEI Issuer Total Data Quality Score

The LEI Issuer Total Data Quality Score is calculated as the equal weighted average of the 11 'Data Quality Criteria'.




### LEI Issuer Total Data Quality Score Trend

Progress achieved with regard to the continuous optimization of the data quality based on the LEI Issuer Total Data Quality Score.



### LEI Issuer Data Quality (●) against LEI Pool Average (■)



### Data Quality in Covered Countries



### Top 5 Failing Checks

|     | # Failed Records | Check description |
|-----|------------------|-------------------|
| N/A | N/A              | N/A               |
| N/A | N/A              | N/A               |
| N/A | N/A              | N/A               |
| N/A | N/A              | N/A               |
| N/A | N/A              | N/A               |

### Data Quality Criteria

|                   | Feb      | Jan      | # Checks | # Failed Records |
|-------------------|----------|----------|----------|------------------|
| Accessibility     | 100.00 % | 100.00 % | 1        | 0 (0 %)          |
| Accuracy          | 100.00 % | 100.00 % | 8        | 0 (0 %)          |
| Completeness      | 100.00 % | 100.00 % | 3        | 0 (0 %)          |
| Comprehensiveness | 100.00 % | 100.00 % | 2        | 0 (0 %)          |
| Consistency       | 100.00 % | 100.00 % | 21       | 0 (0 %)          |
| Currency          | 100.00 % | 100.00 % | 1        | 0 (0 %)          |
| Integrity         | 100.00 % | 100.00 % | 18       | 0 (0 %)          |
| Provenance        | 100.00 % | 100.00 % | 1        | 0 (0 %)          |
| Representation    | 100.00 % | 100.00 % | 2        | 0 (0 %)          |
| Uniqueness        | 100.00 % | 100.00 % | 2        | 0 (0 %)          |
| Validity          | 100.00 % | 100.00 % | 15       | 0 (0 %)          |

The Data Quality criteria is expected to contain 12 dimensions. Currently a subset of 11 criteria is implemented, to the detriment of the score, as they are averaged on all of them. This is expected to change, on a nonfixed timeline, to include all 12 dimensions.

## Quality Maturity Level



## Statistics

| Totals                    | Values          |
|---------------------------|-----------------|
| Managed LEIs              | 1,703 (+1.18 %) |
| Active entities managed   | 1,703 (+1.18 %) |
| Inactive entities managed | 0 (+/-0 %)      |
| Covered countries         | 4 (+/-0 %)      |
| New lapsed LEIs *         | 18 (-53.84 %)   |

| Level 2 Info                          | Values          |
|---------------------------------------|-----------------|
| LEIs with LEI parent relationships    | 291 (+0.69 %)   |
| LEIs with complete parent information | 1,658 (+1.59 %) |

| Duplicates                           | Values       |
|--------------------------------------|--------------|
| Total LEIs marked as duplicate **    | 0 (+/-0 %)   |
| Duplicate percentage of managed LEIs | 0 % (+/-0 %) |

| Challenges                               | Values     |
|--|------------|
| Challenges this month                    | 0 (+/-0 %) |
| Duplicates found this month              | 0 (+/-0 %) |
| Updates to entity information this month | 0 (+/-0 %) |

| Files   | Values           |
|---|------------------|
| No. of days per month with CDF-compliant file uploads | 29 / 29 (+/-0 %) |

\* Please see our Business Report [www.gleif.org/business-reports](http://www.gleif.org/business-reports) for detailed information around lapsed LEIs.

\*\* RegistrationStatus = DUPLICATE