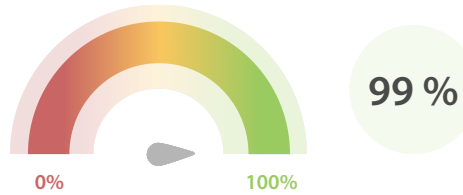


## Data Quality Scores

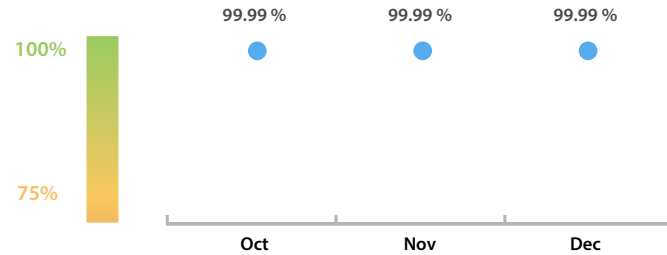
### LEI Issuer Total Data Quality Score

The LEI Issuer Total Data Quality Score is calculated as the equal weighted average of the 11 'Data Quality Criteria'.




### LEI Issuer Total Data Quality Score Trend

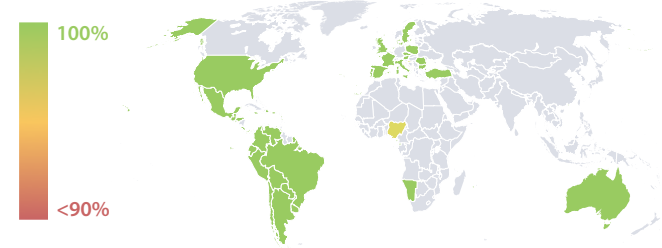
Progress achieved with regard to the continuous optimization of the data quality based on the LEI Issuer Total Data Quality Score.



### LEI Issuer Data Quality (●) against LEI Pool Average (■)



### Data Quality in Covered Countries



### Top 5 Failing Checks

	# Failed Records	Check description
<a href="#">C000291</a>	72	If the ultimate parent is public: The ultimate par...
<a href="#">C000180</a>	28	There is no repetition of the same LEI code with ...
<a href="#">C000287</a>	22	There is only one branch in this country part of t...
<a href="#">C000243</a>	10	This LEI must not have any parent RR record in R...
<a href="#">C000276</a>	9	RegistrationAuthorityEntityID is in an expected f...

### Data Quality Criteria

	Dec	Nov	# Checks	# Failed Records
Accessibility	100.00 %	99.99 %	1	0 (0 %)
Accuracy	100.00 %	100.00 %	8	0 (0 %)
Completeness	99.99 %	99.99 %	3	13 (0.01 %)
Comprehensiveness	100.00 %	100.00 %	2	0 (0 %)
Consistency	99.99 %	99.99 %	21	72 (0.08 %)
Currency	100.00 %	100.00 %	1	0 (0 %)
Integrity	100.00 %	100.00 %	18	0 (0 %)
Provenance	99.99 %	99.98 %	2	10 (0.01 %)
Representation	100.00 %	100.00 %	2	0 (0 %)
Uniqueness	99.97 %	99.98 %	2	50 (0.05 %)
Validity	99.99 %	99.99 %	15	1 (< 0.01 %)

The Data Quality criteria is expected to contain 12 dimensions. Currently a subset of 11 criteria is implemented, to the detriment of the score, as they are averaged on all of them. This is expected to change, on a nonfixed timeline, to include all 12 dimensions.

## Quality Maturity Level



## Statistics

Totals	Values
Managed LEIs	87,991 (+0.99 %)
Active entities managed	87,793 (+0.99 %)
Inactive entities managed	198 (+1.53 %)
Covered countries	46 (-8.00 %)
New lapsed LEIs *	4,404 (> 100 %)

Level 2 Info	Values
LEIs with LEI parent relationships	3,108 (+3.32 %)
LEIs with complete parent information	83,237 (+0.90 %)

Duplicates	Values
Total LEIs marked as duplicate **	123 (+1.65 %)
Duplicate percentage of managed LEIs	< 1 % (+0.64 %)

Challenges	Values
Challenges this month	7 (-74.07 %)
Duplicates found this month	1 (-95.45 %)
Updates to entity information this month	0 (+/- 0 %)

Files	Values
No. of days per month with CDF-compliant file uploads	31 / 31 (+/- 0 %)

\* Please see our Business Report [www.gleif.org/business-reports](http://www.gleif.org/business-reports) for detailed information around lapsed LEIs.

\*\* RegistrationStatus = DUPLICATE