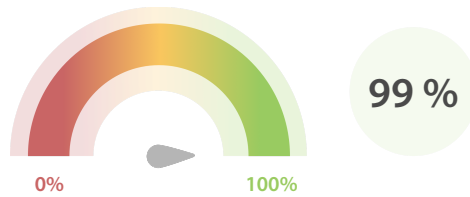


## Data Quality Scores

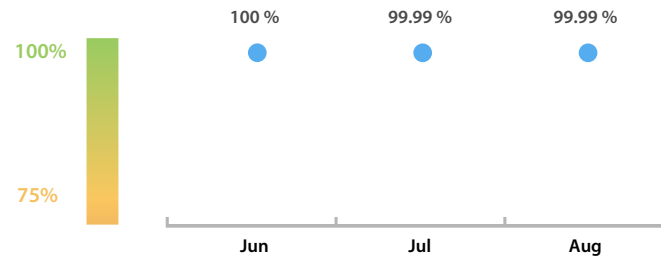
### LEI Issuer Total Data Quality Score

The LEI Issuer Total Data Quality Score is calculated as the equal weighted average of the 11 'Data Quality Criteria'.




### LEI Issuer Total Data Quality Score Trend

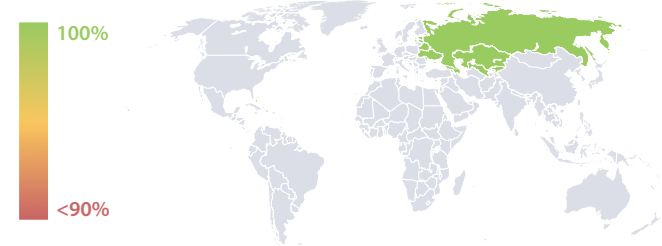
Progress achieved with regard to the continuous optimization of the data quality based on the LEI Issuer Total Data Quality Score.



### LEI Issuer Data Quality (●) against LEI Pool Average (■)



### Data Quality in Covered Countries



### Data Quality Criteria

	Aug	Jul	# Checks	# Failed Records
Accessibility	100.00 %	100.00 %	1	0 (0 %)
Accuracy	100.00 %	100.00 %	8	0 (0 %)
Completeness	99.94 %	99.97 %	3	2 (0.17 %)
Comprehensiveness	100.00 %	100.00 %	2	0 (0 %)
Consistency	99.99 %	100.00 %	21	1 (0.08 %)
Currency	100.00 %	100.00 %	1	0 (0 %)
Integrity	100.00 %	100.00 %	18	0 (0 %)
Provenance	100.00 %	100.00 %	1	0 (0 %)
Representation	100.00 %	100.00 %	2	0 (0 %)
Uniqueness	100.00 %	100.00 %	2	0 (0 %)
Validity	100.00 %	100.00 %	15	0 (0 %)

The Data Quality criteria is expected to contain 12 dimensions. Currently a subset of 11 criteria is implemented, to the detriment of the score, as they are averaged on all of them. This is expected to change, on a nonfixed timeline, to include all 12 dimensions.

### Top 5 Failing Checks

	# Failed Records	Check description
<a href="#">C000243</a>	2	This LEI must not have any parent RR record in R...
<a href="#">C000281</a>	1	The country or subdivision of the ELF code's in t...
<a href="#">N/A</a>	N/A	N/A
<a href="#">N/A</a>	N/A	N/A
<a href="#">N/A</a>	N/A	N/A

## Quality Maturity Level



## Statistics

Totals	Values
Managed LEIs	1,170 (+0.94 %)
Active entities managed	1,112 (+0.90 %)
Inactive entities managed	58 (+1.75 %)
Covered countries	18 (+/-0 %)
New lapsed LEIs *	18 (+12.50 %)
Level 2 Info	Values
LEIs with LEI parent relationships	243 (+1.67 %)
LEIs with complete parent information	715 (+1.70 %)
Duplicates	Values
Total LEIs marked as duplicate **	0 (+/-0 %)
Duplicate percentage of managed LEIs	0 % (+/-0 %)
Challenges	Values
Challenges this month	4 (-33.33 %)
Duplicates found this month	0 (+/-0 %)
Updates to entity information this month	1 (> 1000 %)
Files	Values
No. of days per month with CDF-compliant file uploads	31 / 31 (+/-0 %)

\* Please see our Business Report [www.gleif.org/business-reports](http://www.gleif.org/business-reports) for detailed information around lapsed LEIs.

\*\* RegistrationStatus = DUPLICATE