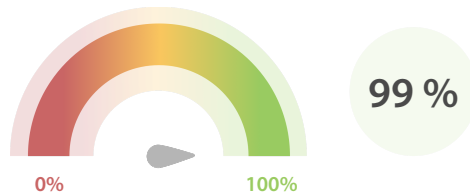


## Data Quality Scores

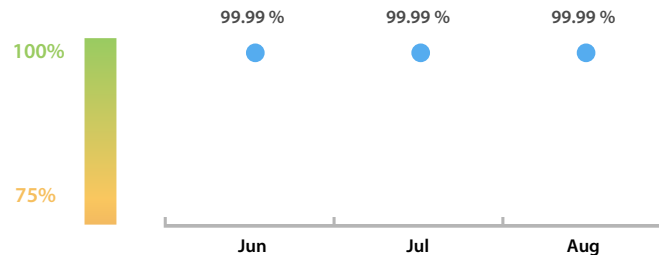
### LEI Issuer Total Data Quality Score

The LEI Issuer Total Data Quality Score is calculated as the equal weighted average of the 11 'Data Quality Criteria'.




### LEI Issuer Total Data Quality Score Trend

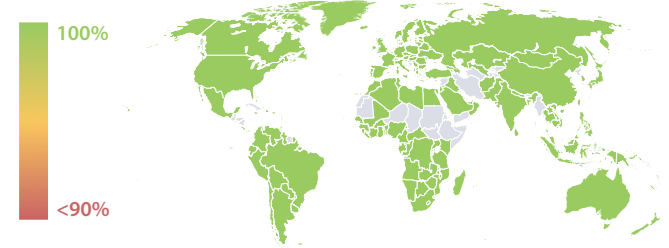
Progress achieved with regard to the continuous optimization of the data quality based on the LEI Issuer Total Data Quality Score.



### LEI Issuer Data Quality (●) against LEI Pool Average (■)



### Data Quality in Covered Countries



### Top 5 Failing Checks


	# Failed Records	Check description
<a href="#">C000291</a>	27	If the ultimate parent is public: The ultimate par...
<a href="#">C000243</a>	6	This LEI must not have any parent RR record in R...
<a href="#">C000263</a>	2	They must be managed by the same LOU that m...
<a href="#">C000262</a>	2	Relationships' NextRenewalDate (date portion) is...
<a href="#">C000287</a>	1	There is only one branch in this country part of t...

### Data Quality Criteria

	Aug	Jul	# Checks	# Failed Records
Accessibility	100.00 %	100.00 %	1	0 (0 %)
Accuracy	100.00 %	100.00 %	8	0 (0 %)
Completeness	99.99 %	99.99 %	3	6 (< 0.01 %)
Comprehensiveness	100.00 %	100.00 %	2	0 (0 %)
Consistency	99.99 %	99.99 %	21	29 (0.01 %)
Currency	100.00 %	100.00 %	1	0 (0 %)
Integrity	100.00 %	100.00 %	18	0 (0 %)
Provenance	100.00 %	100.00 %	1	0 (0 %)
Representation	100.00 %	100.00 %	2	0 (0 %)
Uniqueness	99.99 %	100.00 %	2	1 (< 0.01 %)
Validity	100.00 %	99.99 %	15	0 (0 %)

The Data Quality criteria is expected to contain 12 dimensions. Currently a subset of 11 criteria is implemented, to the detriment of the score, as they are averaged on all of them. This is expected to change, on a nonfixed timeline, to include all 12 dimensions.

## Quality Maturity Level



## Statistics

Totals	Values
Managed LEIs	173,370 (+0.44 %)
Active entities managed	168,359 (-0.38 %)
Inactive entities managed	5,011 (+39.46 %)
Covered countries	179 (+/- 0 %)
New lapsed LEIs *	945 (+2.82 %)
Level 2 Info	Values
LEIs with LEI parent relationships	15,573 (+16.04 %)
LEIs with complete parent information	169,727 (+0.42 %)
Duplicates	Values
Total LEIs marked as duplicate **	516 (+1.37 %)
Duplicate percentage of managed LEIs	< 1 % (+0.92 %)
Challenges	Values
Challenges this month	22 (+46.66 %)
Duplicates found this month	2 (-50.00 %)
Updates to entity information this month	6 (+20.00 %)
Files	Values
No. of days per month with CDF-compliant file uploads	31 / 31 (+/- 0 %)

\* Please see our Business Report [www.gleif.org/business-reports](http://www.gleif.org/business-reports) for detailed information around lapsed LEIs.

\*\* RegistrationStatus = DUPLICATE