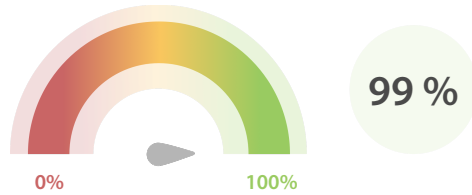


## Data Quality Scores

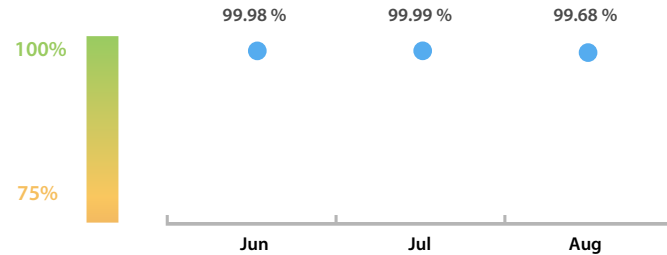
### LEI Issuer Total Data Quality Score

The LEI Issuer Total Data Quality Score is calculated as the equal weighted average of the 11 'Data Quality Criteria'.




### LEI Issuer Total Data Quality Score Trend

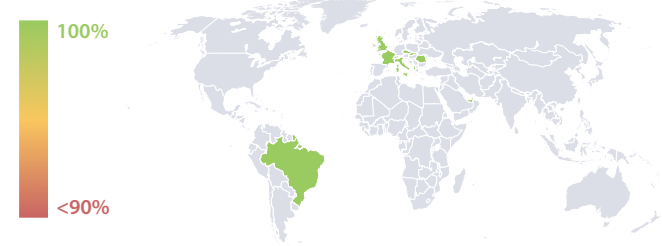
Progress achieved with regard to the continuous optimization of the data quality based on the LEI Issuer Total Data Quality Score.



### LEI Issuer Data Quality (●) against LEI Pool Average (■)



### Data Quality in Covered Countries



### Top 5 Failing Checks

	# Failed Records	Check description
<a href="#">C000276</a>	5,172	RegistrationAuthorityEntityID is in an expected f...
<a href="#">C000282</a>	967	The Legal Form in the name, matches the ELF C...
<a href="#">C000291</a>	79	If the ultimate parent is public: The ultimate par...
<a href="#">C000243</a>	61	This LEI must not have any parent RR record in R...
<a href="#">C000245</a>	5	LEI has exactly one record for ultimate parent a...

### Data Quality Criteria

	Aug	Jul	# Checks	# Failed Records
Accessibility	100.00 %	N/A	1	0 (0 %)
Accuracy	100.00 %	100.00 %	8	0 (0 %)
Completeness	99.97 %	99.92 %	3	61 (0.06 %)
Comprehensiveness	100.00 %	100.00 %	2	0 (0 %)
Consistency	99.99 %	100.00 %	21	84 (0.09 %)
Currency	100.00 %	100.00 %	1	0 (0 %)
Integrity	99.99 %	100.00 %	18	3 (< 0.01 %)
Provenance	96.53 %	N/A	2	6,139 (6.93 %)
Representation	100.00 %	N/A	2	0 (0 %)
Uniqueness	99.99 %	100.00 %	2	1 (< 0.01 %)
Validity	100.00 %	100.00 %	15	0 (0 %)

The Data Quality criteria is expected to contain 12 dimensions. Currently a subset of 11 criteria is implemented, to the detriment of the score, as they are averaged on all of them. This is expected to change, on a nonfixed timeline, to include all 12 dimensions.

## Quality Maturity Level



## Statistics

Totals	Values
Managed LEIs	88,551 (+1.35 %)
Active entities managed	86,403 (+1.32 %)
Inactive entities managed	2,148 (+2.52 %)
Covered countries	12 (-7.69 %)
New lapsed LEIs *	245 (-46.03 %)

Level 2 Info	Values
LEIs with LEI parent relationships	2,827 (+1.61 %)
LEIs with complete parent information	72,601 (+1.69 %)

Duplicates	Values
Total LEIs marked as duplicate **	28 (+3.70 %)
Duplicate percentage of managed LEIs	< 1 % (+2.31 %)

Challenges	Values
Challenges this month	15 (> 1000 %)
Duplicates found this month	0 (+/- 0 %)
Updates to entity information this month	1 (> 1000 %)

Files	Values
No. of days per month with CDF-compliant file uploads	31 / 31 (+/- 0 %)

\* Please see our Business Report [www.gleif.org/business-reports](http://www.gleif.org/business-reports) for detailed information around lapsed LEIs.

\*\* RegistrationStatus = DUPLICATE