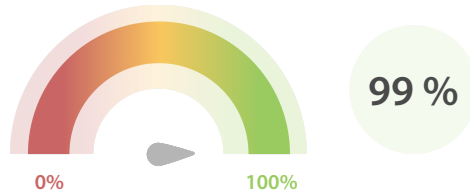


## Data Quality Scores

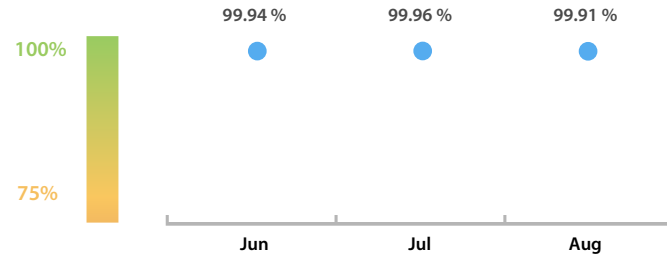
### LEI Issuer Total Data Quality Score

The LEI Issuer Total Data Quality Score is calculated as the equal weighted average of the 11 'Data Quality Criteria'.




### LEI Issuer Total Data Quality Score Trend

Progress achieved with regard to the continuous optimization of the data quality based on the LEI Issuer Total Data Quality Score.



### LEI Issuer Data Quality (●) against LEI Pool Average (■)



### Data Quality in Covered Countries



### Top 5 Failing Checks

# Failed Records	Check description
165	The country part of the RA code's legal jurisdicti...
64	The Legal Form in the name, matches the ELF C...
6	If the ultimate parent is public: The ultimate par...
6	There is no repetition of the same LEI code with ...
4	This LEI must not have any parent RR record in R...

### Data Quality Criteria

	Aug	Jul	# Checks	# Failed Records
Accessibility	100.00 %	N/A	1	0 (0 %)
Accuracy	100.00 %	100.00 %	8	0 (0 %)
Completeness	99.97 %	99.93 %	3	4 (0.08 %)
Comprehensiveness	100.00 %	100.00 %	2	0 (0 %)
Consistency	99.83 %	99.99 %	21	172 (3.53 %)
Currency	100.00 %	100.00 %	1	0 (0 %)
Integrity	100.00 %	99.99 %	18	0 (0 %)
Provenance	99.34 %	N/A	2	64 (1.31 %)
Representation	100.00 %	N/A	2	0 (0 %)
Uniqueness	99.92 %	99.75 %	2	7 (0.14 %)
Validity	99.99 %	100.00 %	15	1 (0.02 %)

The Data Quality criteria is expected to contain 12 dimensions. Currently a subset of 11 criteria is implemented, to the detriment of the score, as they are averaged on all of them. This is expected to change, on a nonfixed timeline, to include all 12 dimensions.

## Quality Maturity Level



## Statistics

Totals	Values
Managed LEIs	4,868 (+6.66 %)
Active entities managed	4,868 (+6.66 %)
Inactive entities managed	0 (+/-0 %)
Covered countries	2 (+/-0 %)
New lapsed LEIs *	10 (> 100 %)

Level 2 Info	Values
LEIs with LEI parent relationships	157 (+15.44 %)
LEIs with complete parent information	4,868 (+6.70 %)

Duplicates	Values
Total LEIs marked as duplicate **	15 (> 100 %)
Duplicate percentage of managed LEIs	< 1 % (> 100 %)

Challenges	Values
Challenges this month	4 (-20.00 %)
Duplicates found this month	4 (+33.33 %)
Updates to entity information this month	0 (+/-0 %)

Files	Values
No. of days per month with CDF-compliant file uploads	25 / 31 (-19.35 %)

\* Please see our Business Report [www.gleif.org/business-reports](http://www.gleif.org/business-reports) for detailed information around lapsed LEIs.

\*\* RegistrationStatus = DUPLICATE