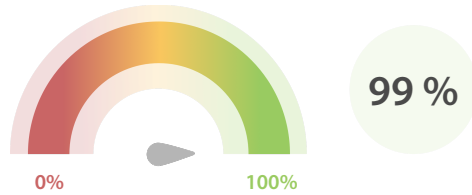


## Data Quality Scores

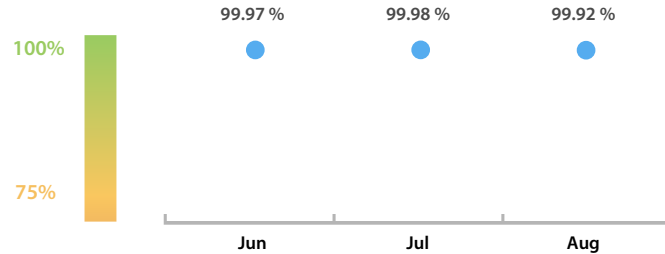
### LEI Issuer Total Data Quality Score

The LEI Issuer Total Data Quality Score is calculated as the equal weighted average of the 11 'Data Quality Criteria'.




### LEI Issuer Total Data Quality Score Trend

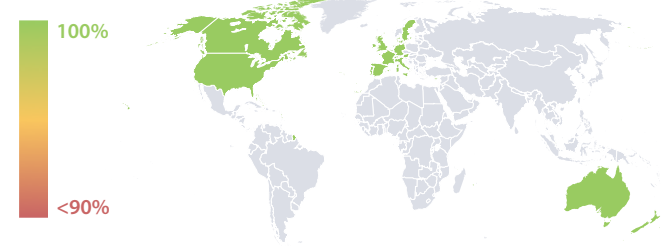
Progress achieved with regard to the continuous optimization of the data quality based on the LEI Issuer Total Data Quality Score.



### LEI Issuer Data Quality (●) against LEI Pool Average (■)



### Data Quality in Covered Countries



### Top 5 Failing Checks

# Failed Records	Check description
266	If the ultimate parent is public: The ultimate par...
83	RegistrationAuthorityEntityID is in an expected f...
6	The Legal Form in the name, matches the ELF C...
4	This LEI must not have any parent RR record in R...
3	There is no ELF Code in OtherLegalForm

### Data Quality Criteria

	Aug	Jul	# Checks	# Failed Records
Accessibility	100.00 %	N/A	1	0 (0 %)
Accuracy	99.99 %	100.00 %	8	3 (0.04 %)
Completeness	99.97 %	99.90 %	3	5 (0.06 %)
Comprehensiveness	100.00 %	100.00 %	2	0 (0 %)
Consistency	99.82 %	100.00 %	21	268 (3.72 %)
Currency	100.00 %	100.00 %	1	0 (0 %)
Integrity	100.00 %	100.00 %	18	0 (0 %)
Provenance	99.38 %	N/A	2	89 (1.23 %)
Representation	99.97 %	N/A	2	3 (0.04 %)
Uniqueness	100.00 %	100.00 %	2	0 (0 %)
Validity	99.99 %	99.99 %	15	3 (0.04 %)

The Data Quality criteria is expected to contain 12 dimensions. Currently a subset of 11 criteria is implemented, to the detriment of the score, as they are averaged on all of them. This is expected to change, on a nonfixed timeline, to include all 12 dimensions.

## Quality Maturity Level



## Statistics

Totals	Values
Managed LEIs	7,202 (+0.69 %)
Active entities managed	7,049 (+0.70 %)
Inactive entities managed	153 (+0.65 %)
Covered countries	32 (+/-0 %)
New lapsed LEIs *	157 (+15.44 %)

Level 2 Info	Values
LEIs with LEI parent relationships	434 (+4.57 %)
LEIs with complete parent information	6,488 (+0.85 %)

Duplicates	Values
Total LEIs marked as duplicate **	13 (+30.00 %)
Duplicate percentage of managed LEIs	< 1 % (+29.09 %)

Challenges	Values
Challenges this month	3 (-57.14 %)
Duplicates found this month	1 (-50.00 %)
Updates to entity information this month	0 (-100.00 %)

Files	Values
No. of days per month with CDF-compliant file uploads	31 / 31 (+6.89 %)

\* Please see our Business Report [www.gleif.org/business-reports](http://www.gleif.org/business-reports) for detailed information around lapsed LEIs.

\*\* RegistrationStatus = DUPLICATE